

2025

**PRODUCT
CATALOG**



VOLKSWAGEN

PORSCHE

TOYOTA

PARTS



KEY'S RACING SCHOOL





Performance Products

AA PERFORMANCE PRODUCTS

ABOUT US

DESIGN WITH EXCELLENCE:

At AA Performance, innovation drives our efforts in the air-cooled market. Our team of top engineers upholds the highest standards for every product bearing the AA Performance logo.

INSPECTING FOR QUALITY:

Prior to leaving our warehouse, each product undergoes thorough inspection by our quality assurance team. We prioritize customer satisfaction, ensuring that every purchase from AA Performance instills confidence and guarantees 100% satisfaction.

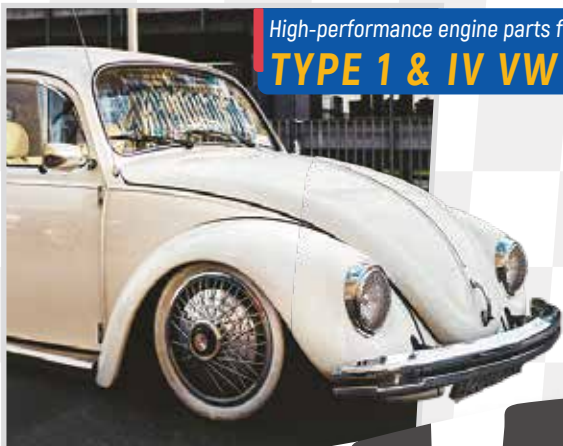
DEDICATED CUSTOMER SUPPORT:

With a sales team boasting over 100 years of combined experience, AA Performance Products provides more than just order-taking services.

You receive the expertise of knowledgeable representatives ready to address any questions or concerns you may have. Furthermore, we maintain an active presence as sponsors at major VW and Porsche events worldwide.

TABLE OF CONTENTS

AA Piston & Liner, Kits & Sets	P3 ~ P11
Crankshafts	P12 ~ P14
Connecting Rods	P15 ~ P17
Flywheels & Gland Nuts	P18 ~ P19
Mian & Cam bearing sets	P20 ~ P23
Cylinder Heads Components	P24 ~ P27
Rockers & Camshaft	P27 ~ P32
Engine Accessories	P33 ~ P34
Carburetors & Kits	P35 ~ P41
Engine Cases & Accessories	P42 ~ P44
Oil Pumps, Cooling & Separators	P44 ~ P47
Fuel Pumps & Accessories	P48
Clutches & Kits	P49 ~ P52
Transmission Accessories	P53
Starting, Charging & Lgnition	P54 ~ P60
Exhaust Systems	P61 ~ P62
Thing Style Fanshroud & Accessories	P63 ~ P66
Gaskets & Seals & Push Rod Tubes	P67 ~ P69
Fule Tank	P70
Brakes	P71 ~ P72
Wheels	P73 ~ P74
Exterior Accessories	P75 ~ P78



High-performance engine parts for:
TYPE 1 & IV VW



High-performance engine parts for:
**PORSCHE 356, 912,
914 & 911**

PISTON & LINER KITS

A1

Part#: VW7700T36

- AA Performance provides a wide range of Type 1 and Type 2 hypereutectic pistons and cylinders ranging from the 36-HP to the 94 stroker for 1600 engines as well as various sets of thick wall liners.
- Hypereutectic pistons are made from top-quality silicon-aluminum alloy, offering exceptional thermal reflectivity and minimal expansion to ensure longevity.

AA P/N	VW Type 1 Hypereutectic Piston & Liner Kits	
VW7700T36	77mm	1200cc 36HP
VW7700T40	77mm	1200cc 40HP
VW7700T40E	77x64mm	1200cc Late Model European 40HP
VW8000T36	80x64mm	1286cc 36HP Big Bore Kit
VW8300T40	83x64mm	1384cc 40HP Big Bore Kit
VW8300T40E	83x64mm	1384cc 40HP Late Model European Big Bore Kit
VW8550T1	85.5x69mm	1600cc
VW8550T1S	85.5x82mm	1882cc
VW8700T1	87x69mm	1641cc
VW8800T1	88x69mm	1700cc Slip-in
VW8800T1K	88x69mm	1700cc Machine-in (85.5 Case 90.5 Head)
VW9050T1	90.5x69mm	1776cc
VW9050T1S	90.5x82mm	2110cc
VW9200T1	92x69mm	1835cc
VW9200T1S	92x82mm	2180cc
VW9200T1M	92x69mm	Thick Wall Fits 94mm Head & Case
VW9200T1MS	92x82mm	Thick Wall Fits 94mm Head & Case
VW9200T1K	92x69	Thick Wall Kit Fits 94mm Head 90.5mm Case
VW9200T1KS	92x82	Thick Wall Kit Fits 94mm Head 90.5mm Case
VW9400T1	94x69mm	1915cc
VW9400T1S	94x82mm	2276cc

A2

Part#: VW8550T1 JE

AA P/N	VW Type 1 Forged Piston & Liner Kits	
VW8550T1 JE	85.5x69mm	1600cc Forged JE P&L Kit W/ Standard Cylinders
VW9200T1SF	92x82mm	AA Forged Piston & Liner Kit
VW9200T1MSF	92x82mm	AA Forged Piston Kit, 94 Case & Head
VW9200T1KSF	92x82mm	AA Forged Piston Kit, 92 Case, 94 Head
VW9400T1SF	94x82mm	AA Forged Piston & Liner Kit
VW9400T1SLF	94x82mm	AA Forged Piston Kit W/ Long Cylinder
VW9200T1MS JE	92x82mm	JE Forged Piston Kit, 94 Case & Head
VW9200T1KS JE	92x82mm	JE Forged Piston Kit, 92 Case, 94 Head
VW9400T1SJE	94x82mm	Forged JE P&L Kit W/ Standard Cylinders
VW9400T1SLJE	94x82mm	Forged JE P&L Kit W/ Long Cylinder
VW9400T1SRJE	94x82mm	Forged JE P&L Drag Race Kit W/ STD liners
VW9400T1SRLJE	94x82mm	Forged JE P&L Drag Race Kit W/ Long Cylinder
VW101T1S JE	101.60mm	JE Forged Piston & Liner Kit

- AA Performance also offers a selection of forged piston and cylinder sets, featuring AA 4032 forgings from Taiwan and JE 2618 forgings from the US. These sets can be customized with a variety of thick wall and long liners to cater to your racing needs.
- These forged pistons are also made from top-quality silicon-aluminum alloy, offering exceptional thermal reflectivity and minimal expansion to ensure longevity.

PISTON & LINER KITS

A3

Part#: VW94WB1900

AA P/N	VW WaterBoxer Piston & Liner Kit
VW94WB1900	VW 94mm WaterBoxer 1900
VW94WB2100	VW 94mm WaterBoxer 2100
VW94WB2100E	VW 94mm Waterboxer 2100cc European High Comp
VW955WB2000	VW 95.5mm WaterBoxer 1900cc Big Bore Kit
VW955WB2200	VW 95.5mm WaterBoxer 2100cc Big Bore Kit
VW94WB2100 JE	VW 94mm JE Forged WaterBoxer Kit 2.1L

AA Performance now presents a comprehensive range of waterboxer VW pistons and cylinders, covering 1.9L to 2.1L high-compression options. Additionally, we offer the JE 94mm kit for further customization.

A4

Part#: VW9000T4F

AA P/N	Porsche 914, Type 4 Hypereutectic Piston & Liner Kits
VW9000T4F	90x66 mm 1700cc Flat Top
VW9300T4	93x66 mm 1800cc
VW9400T4	94x71mm 2000cc
VW9400T4E	94x71mm 2000cc Flat top Piston
VW9600T4S66	96x66mm For 1.7 & 1.8 Crank & Rods
VW9600T4S71	96x71mm For 2.0 Crank & Rods
VW9600T4B66	96mm For 1.7 / 1.8 Aluminum Biral P&C Kit
VW9600T4B71	96mm For 2.0 Aluminum Biral P&C Kit
VW103T4S71	103x71mm Machine-in
VW104T4S71	104x71mm Machine-in

- AA Performance offers a complete line of hypereutectic piston and cylinder kits for Type 4 and 914 engines. These kits cover a range of sizes starting from the 1.7L to the 104 big-bore option.
- As these are also hypereutectic pistons, they are made from top-quality silicon-aluminum alloy and offer exceptional thermal reflectivity and minimal expansion to ensure longevity.

A5

Part#: VW9600T4 JE

AA P/N	Porsche 914, Type 4 Forged Piston & Liner Kits
VW9600T4 JE	96mm 2.0 P&C Kit w/JE Forged Piston
VW9600T4S JE	96mm Stroker P&C Kit w/JE Forged Piston
VW9600T4B JE	96mm Aluminum Biral P&C Kit w/JE Forged Piston
VW9600T4SB JE	96mm Stroker P&C Kit w/JE Forged Piston & Biral Liners
VW103T4 JE	103mm Machine-in P&C Kit JE Forged Piston 24mm Pin
VW104T4 JE	104mm Machine-in P&C Kit JE Forged Piston 24mm Pin
VW105T4 JE	105mm Machine-in P&C Kit JE Forged Piston 24mm Pin
VW103T4S JE	103mm P&C Kit w/JE Forged Piston 22mm Pin Stroker
VW104T4S JE	104mm P&C Kit w/JE Forged Piston 22mm Pin Stroker
VW105T4S JE	105mm P&C Kit w/JE Forged Piston 22mm Pin Stroker

- AA Performance offers a selection of forged big bore piston and cylinder sets for Type 4 and 914 engines, ranging in sizes from 96mm to 105mm. Certain kits feature biral and long liners incorporating US-made JE 2618 pistons.

PISTON & LINER KITS

A6

Part#: 008 11 80S

Part#: 008 911 84E

Part#: 008 911 95EX JE

- AA Performance provides an extensive selection of piston and cylinder sets for engines starting with the early split case to the 912. Multiple liner options are available with AA hypereutectic, forged JE, and forged CP pistons.
- Additionally, we also offer different choices of cylinders available with AA hypereutectic pistons for early 911 engines ranging from 2L to 2.7L 92mm big bore.

AA P/N	Porsche 356/912/911 Piston & Cylinder Kits
008 11 80S	Porsche 356 Early 80mm 1500 cc 22mm Pin
008 11 80S JE	Porsche 356 Early 80mm Je Forged Pistons 22mm Pin
008 11 86PA	Porsche 356 A & B big bore kit, 86mm Performance Piston
008 11 86PE	Porsche 356 A & B big bore kit, 86mm with Biral Cylinder
008 11 86PS	Porsche 356 C, big bore kit, 86mm Performance Piston
008 11 86PB	Porsche 356 C, big bore kit 86mm with Biral Cylinder
008 11 82P JE	Porsche 356 big bore kit, 82.5mm JE forged piston 11:1 Biral
008 11 83C JE	Porsche 356 big bore kit, 83.5mm JE forged piston 9.5:1 Biral
008 11 83P JE	Porsche 356 big bore kit, 83.5mm JE forged piston 11:1 Biral
008 11 86A JE	Porsche 356 A & B kit, 86mm JE forged piston 9.5:1
008 11 86B JE	Porsche 356 A & B, 86mm JE forged piston 9.5:1 Biral
008 11 86C JE	Porsche 356 big bore kit, 86mm JE forged piston 9.5:1
008 11 86P JE	Porsche 356 big bore kit, 86mm JE forged piston 9.5:1 Biral
008 11 86P CP	Porsche 356 big bore kit, 86mm CP forged piston 9.5:1 Biral
008 11 86S JE	Porsche 356 big bore kit, 86mm JE forged piston 10.5:1 Biral
008 911 84E	Porsche 911S 2.2/2.4 P&C kit , C/R 8.5:1/9.1:1
008 911 84S	Porsche 911S 2.2/2.4 P&C kit , C/R 9.1:1/9.7:1
008 911 86S	Porsche 911S 2.2/2.4 P&C kit , C/R 9.5:1/10.7:1
008 911 81S JE	Porsche 911S 2.0L 81mm JE P&C kit, C/R 9.5:1
008 911 84S JE	Porsche 911S 2.2/2.4L 84mm JE P&C kit C/R 10.1:1/10.6:1
008 911 86E JE	Porsche 911S 2.2/2.4L 86mm JE P&C kit C/R 9.2:1/9.5:1
008 911 86S JE	Porsche 911S 2.2/2.4L 86mm JE P&C kit C/R 10.5:1/11.2:1
008 911 86S CP	Porsche 911S 2.2/2.4L 86mm CP P&C kit C/R 9.5:1/10.7:1
008 911 90E JE	Porsche 911S 2.7L 90mm JE P&C kit C/R 9.5:1 Cast Iron liner
008 911 90S JE	Porsche 911S 2.7L 90mm JE P&C kit C/R 10.5:1 Cast Iron liner
008 911 92E JE	Porsche 911S 2.7L 92mm JE P&C kit C/R 9.5:1 Cast Iron liner
008 911 92S JE	Porsche 911S 2.7L 92mm JE P&C kit C/R 10.5:1 Cast Iron liner
008 911 95E JE	Porsche 911S 3.0L 95mm JE P&C kit C/R 9.5:1 Nikasil
008 911 95S JE	Porsche 911S 3.0L 95mm JE P&C kit C/R 10.5:1 Nikasil
008 911 95EX JE	Porsche 911S 3.0L 95mm JE P&C kit C/R 9.5:1 Deluxe Nikasil
008 911 95SX JE	Porsche 911S 3.0L 95mm JE P&C kit C/R 10.5:1 Deluxe Nikasil
008 911 95ET JE	Porsche 911S 3.0L 95mm JE P&C kit C/R 6.5:1 Turbo Nikasil
008 911 95ST JE	Porsche 911S 3.0L 95mm JE P&C kit C/R 7.0:1 Turbo Nikasil
008 911 95A JE	Porsche 911S 3.2L 95mm JE P&C kit C/R 9.5:1 Nikasil
008 911 95B JE	Porsche 911S 3.2L 95mm JE P&C kit C/R 10.5:1 Nikasil
008 911 95AX JE	Porsche 911S 3.2L 95mm JE P&C kit C/R 9.5:1 Deluxe Nikasil
008 911 95BX JE	Porsche 911S 3.2L 95mm JE P&C kit C/R 10.5:1 Deluxe Nikasil

LINER KITS

A7

Part#: VW7700T36L

Part#: VW9400T1SL

Part#: VW101T1L
A8

Part#: VW94WBL

AA P/N	VW Type 1 Liner Kits
VW7700T36L	77mm 36HP Cylinder set of 4
VW7700T40L	77mm 40HP Cylinder set of 4
VW7700T40EL	77mm 40HP Cylinder set of 4 Late Model European 40HP
VW8000T36L	80mm 36HP Big Bore Cylinder set of 4
VW8300T40L	83mm 40HP Big Bore Cylinder set of 4
VW8550T1L	85.5mm Cylinder set of 4
VW8700T1L	87mm Cylinder set of 4
VW8800T1L	88mm Cylinder set of 4 Slip-in
VW8800T1KL	88mm Cylinder set of 4 Machine-in 90.5 Head/85.5 Case
VW9050T1L	90.5 mm Cylinder set of 4
VW9200T1L	92mm Cylinder set of 4
VW9200T1ML	92mm Thick Wall Cylinder Set 94mm Head/94mm Case
VW9200T1KL	92mm Thick Wall Cylinder Set 94mm Head/90.5mm Case
VW9400T1L	94 Cylinder set of 4
VW9400T1SL	94mm Racing Long Cylinder Set
VW9400T1KL	94mm Racing Long Thick Wall Cylinder Set
VW101T1L	101.6mm Racing Cylinder Set Custom Honed to Fit Piston

AA P/N	VW WaterBoxer Liner Kits
VW94WBL	VW 94mm Water Cooled 1900/2100
VW95WBL	VW 95.5mm Water Box 2000/2200

- AA Performance has a comprehensive selection of replacement cylinders only for VW air-cooled engines, ranging from 36 hp to the big bore 101.6mm for Type 1, 2, and 3, and 90mm 1.7L to 105mm big bore for the Type 4.
- The cylinders are constructed from cast-iron steel and are precision-honed to standard VW sizes.

LINER KITS

A9



Part#: VW9000T4L



Part#: VW9600T4BL

AA P/N	Porsche 914, Type 4 Cylinder Kits
VW9000T4L	90mm 1700cc Cast Iron Cylinder Set
VW9300T4L	93mm 1800cc Cast Iron Cylinder Set
VW9400T4L	94mm For 2.0 Cast Iron Cylinder Set
VW9600T4L	96mm For 2.0 Cast Iron Cylinder Set
VW9600T4BL	96mm For 2.0 Aluminum Biral Cylinder Set
VW9800T4BL	98mm Machine-in Aluminum Biral Cylinder Set
VW103T4L	103mm Machine-in Cast Iron Cylinder Set
VW104T4L	104mm Machine-in Cast Iron Cylinder Set
VW105T4L	105mm Machine-in Cast Iron Cylinder Set
VW103T4SL	103mm Machine-in Long Cast Iron Cylinder Set
VW104T4SL	104mm Machine-in Long Cast Iron Cylinder Set
VW105T4SL	105mm Machine-in Long Cast Iron Cylinder Set

A10



Part#: 008 11 80L



Part#: 008 911 90L

AA P/N	Porsche 356/912/911 Cylinder Kits
008 11 80L	Porsche 356 80mm Cast Cylinder Set
008 11 82SL	Porsche 356 82.5mm Cast Cylinder Set
008 11 82BL	Porsche 356 82.5mm Biral Cylinder Set
008 11 83BL	Porsche 356 83.5mm Biral Cylinder Set
008 11 86SL	Porsche 356 86mm Cast Cylinder Set
008 11 86BL	Porsche 356 86mm Biral Cylinder Set
008 911 81BL	Porsche 911 81mm 2.0 Biral Cylinder Set
008 911 84BL	Porsche 911 84mm 2.2/2.4 Biral Cylinder Set
008 911 86BL	Porsche 911 86mm 2.2/2.4 Biral Cylinder Set
008 911 90L	Porsche 911 90mm 2.7L Cast Iron Cylinder Set
008 911 92L	Porsche 911 92mm 2.7L Cast Iron Cylinder Set
008 911 95XL	Porsche 911 95mm 3.0/3.2L Nikasil Cylinder Set
008 911 98XL	Porsche 911 98mm 3.0/3.2L Nikasil Cylinder Set

- AA Performance offers a range of replacement cylinders for early air-cooled Porsche models including pre-A 356/912 and early 911 2.0L/2.7L.
- These cylinders are made of cast iron and biral steel and are precision-honed to fit standard Porsche sizes.

PISTON SETS

A11



Part#: VW7700T36P

- AA Performance provides a wide range of Type 1, Type 2, and Type 3 hypereutectic pistons ranging from the 36-HP to the 94 stroker for 1600 engines.
- Hypereutectic pistons are made from top-quality silicon-aluminum alloy, offering exceptional thermal reflectivity and minimal expansion to ensure longevity.

AA P/N	VW Type 1 Hypereutectic Piston Sets	
VW7700T36P	77mm	1200cc 36HP Piston Set of 4
VW7700T40P	77mm	1200cc 40HP Piston Set of 4
VW8000T36P	80x64mm	1200cc 36 Big Bore Piston Set of 4
VW8300T40P	83x64mm	1200cc 40 Big Bore Piston Set of 4
VW8550T1P	85.5x69mm	1600cc Piston Set of 4
VW8700T1P	87x69mm	1641cc Piston Set of 4
VW8800T1P	88x69mm	1700cc Piston Set of 4
VW9050T1P	90.5x69mm	1776cc Piston Set of 4
VW9050T1SP	90.5x82mm	2110cc Piston Set of 4
VW9200T1P	92x69mm	1835cc Piston Set of 4
VW9200T1SP	92x82mm	2180cc Piston Set of 4
VW9400T1P	94x69mm	1915cc Piston Set of 4
VW9400T1SP	94x82mm	2276cc Piston Set of 4

A12



Part#: VW9400T1SPF

- AA Performance also offers a selection of forged piston sets, featuring AA 4032 forgings and JE 2618 forgings from the US.
- These forged pistons are also made from top-quality silicon-aluminum alloy, offering exceptional thermal reflectivity and minimal expansion to ensure longevity.

AA P/N	VW Type 1 Forged Piston Sets	
VW9200T1SPF	92x82mm	AA Forged Piston set of 4
VW9400T1SPF	94x82mm	AA Forged Piston set of 4
VW9400T1SP JE	94x82mm	JE Forged Piston set of 4
VW9400T1SRP JE	94x82mm	JE Forged Piston set Drag Race With Pins and Race Rings
VW101T1P JE	101.6x82mm	JE Forged Piston set of 4

A13



Part#: VW94WB1900P

- AA Performance presents a comprehensive range of waterboxer VW pistons, covering 1.9L to 2.1L high-compression options.
- As with Type 1 hypereutectic and forged pistons, waterboxer pistons are also made from top-quality silicon-aluminum alloy, offering exceptional thermal reflectivity and minimal expansion to ensure longevity.

AA P/N	VW WaterBoxer Piston Sets	
VW94WB1900P	VW 94mm	WaterBoxer 1.9 Piston Set
VW94WB2100P	VW 94mm	WaterBoxer 2.1 Piston Set
VW94WB2100EP	VW 94mm	WaterBoxer 2.1 Piston Set European High Comp
VW955WB1900P	VW 95.5mm	WaterBoxer 1.9 Big Bore Piston Set
VW955WB2100P	VW 95.5mm	WaterBoxer 2.1 Big Bore Piston Set

PISTON SETS

A14



Part#: VW9400T4EP

AA P/N	Porsche 914, Type 4 Hypereutectic Pistons Sets	
VW9000T4FP	90x66 mm	Flat Top Piston Set
VW9300T4P	93x66 mm	Dished Piston Set
VW9400T4P	94x71mm	Dished Piston Set
VW9400T4EP	94x71mm	Flat top Piston Set
VW9600T4S66P	96x66mm	Flat top Piston Set
VW9600T4S71P	96x71mm	Flat top Piston Set
VW103T4S71P	103x71mm	Flat top Piston Set
VW104T4S71P	104x71mm	Flat top Piston Set

- AA Performance offers a complete line of hypereutectic piston sets for Type 4 and 914 engines. As these are also hypereutectic pistons, they are made from top-quality silicon-aluminum alloy and offer exceptional thermal reflectivity and minimal expansion to ensure longevity.

A15



Part#: VW103T4P JE

AA P/N	Porsche 914, Type 4 Forged Pistons Sets	
VW9600T4P JE	96mm	914, Type 4, JE Forged Piston 96X71
VW9600T4SP JE	96mm	914, Type 4, JE Forged Piston 96X82
VW103T4P JE	103mm	914, Type 4, JE Forged Piston Set 24mm Pin
VW104T4P JE	104mm	914, Type 4, JE Forged Piston Set 24mm Pin
VW105T4P JE	105mm	914, Type 4, JE Forged Piston Set 24mm Pin
VW103T4SP JE	103mm	914, Type 4, JE Forged Stroker Piston Set 22mm Pin
VW104T4SP JE	104mm	914, Type 4, JE Forged Stroker Piston Set 22mm Pin
VW105T4SP JE	105mm	914, Type 4, JE Forged Stroker Piston Set 22mm Pin

- AA Performance offers a selection of forged big bore piston sets for Type 4 and 914 engines, ranging in sizes from 96mm to 105mm. These forged pistons are also made from top-quality silicon-aluminum alloy, offering exceptional thermal reflectivity and minimal expansion to ensure longevity.

A16



Part#: 008 11 80P

AA P/N	Porsche 911/356/912 Piston Sets
008 11 80P	Porsche 356 80mm 1500 cc 22mm Pin Piston Set
008 11 82JEP	Porsche 356 82.5mm JE Forged piston Set 11:1
008 11 83JEP	Porsche 356 83.5mm JE Forged piston Set 11:1
008 11 86EP	Porsche 356 A&B 86mm Cast Piston Set
008 11 86SP	Porsche 356 C 86mm Cast Piston Set
008 11 86JEAP	Porsche 356 A/B 86mm JE Forged Piston Set 9.5:1
008 11 86JEP	Porsche 356 C/ 912 86mm JE Forged Piston Set 9.5:1
008 11 86JEPS	Porsche 356 C/ 912 86mm JE Forged Piston Set 10.5:1
008 911 84EP	Porsche 911S 2.2/2.4 Cast Piston Set, C/R 8.5:1/9.1:1
008 911 84SP	Porsche 911S 2.2/2.4 Cast Piston Set, C/R 9.1:1/9.7:1

PISTON SETS

A16 [Continue]



Part#: 008 911 86P

AA P/N	Porsche 911/356/912 Piston Sets
008 911 86P	Porsche 911S 2.2/2.4 Cast Piston Set, C/R 9.5:1/10.7:1
008 911 81P JE	Porsche 911 81mm 2.0 JE Forged Piston C/R 8.5:1
008 911 84P JE	Porsche 911 84mm 2.2/2.4 JE Forged Piston Set 10.1:1/10.6:1
008 911 86EP JE	Porsche 911 86mm 2.2/2.4 JE Forged Piston Set 9.2:1/9.5:1
008 911 86SP JE	Porsche 911 86mm 2.2/2.4 JE Forged Piston Set 10.5:1/11.2:1
008 911 90EP JE	Porsche 911S 2.7L 90mm JE Forged Piston Set C/R 9.5:1
008 911 90SP JE	Porsche 911S 2.7L 90mm JE Forged Piston Set C/R 10.5:1
008 911 92EP JE	Porsche 911S 2.7L 92mm JE Forged Piston Set C/R 9.5:1
008 911 92SP JE	Porsche 911S 2.7L 92mm JE Forged Piston Set C/R 10.5:1

■ AA Performance provides an extensive selection of piston sets for engines starting with the early split case to the 912.

RING KITS

A17



Part#: VW7700T1RO

AA P/N	VW Type 1 Ring Sets	
VW7700T1RO	77mm Grant Piston Ring Set	2.0x2.0x4.0
VW7700T1R	77mm Grant Piston Ring Set	2.5x2.5x4.0
VW8000T36R	80mm 36hp Big Bore Ring Set	2.5x2.5x4.0
VW8300T1R	83mm Grant Piston Ring Set	2.0x2.0x4.0
VW8550T1R	85.5mm Grant Piston Ring Set	2.0x2.0x5.0
VW8700T1R	87mm Grant Piston Ring Set	2.0x2.0x5.0
VW8800T1R	88mm Grant Piston Ring Set	2.0x2.0x5.0
VW9050T1RO	90.5mm Grant Piston Ring Set	2.0x2.0x4.0
VW9050T1R	90.5mm Grant Piston Ring Set	1.5x2.0x4.0
VW9200T1RO	92mm Grant Piston Ring Set	2.0x2.0x4.0
VW9200T1R	92mm Grant Piston Ring Set	1.5x2.0x4.0
VW9400T1RO	94mm Grant Piston Ring Set	2.0x2.0x4.0
VW9400T1R	94mm Grant Piston Ring Set	1.5x2.0x4.0



Part#: VW9400T1RSJE

AA P/N	VW Type 1 Chrome Top Performance Ring Sets	
VW8550T1RC	85.5mm Grant Piston Ring Set (Chrome Top)	2.0x2.0x5.0
VW8700T1RC	87mm Grant Piston Ring Set (Chrome Top)	2.0x2.0x5.0
VW8800T1RC	88mm Grant Piston Ring Set (Chrome Top)	2.0x2.0x5.0
VW9050T1RC	90.5mm Grant Piston Ring Set (Chrome Top)	1.5x2.0x4.0
VW9200T1RC	92mm Grant Piston Ring Set (Chrome Top)	1.5x2.0x4.0
VW9400T1RC	94mm Grant Piston Ring Set (Chrome Top)	1.5x2.0x4.0
VW9400T1RJE	94mm Hasting Piston Ring Set (Chrome Top)	1.5x1.5x3.0
VW9400T1RSJE	94mm JE Piston Ring Set (Chrome Top)	1.0x1.2x2.8
VW101T1RH	101.6mm Hasting Piston Ring Set (Chrome Top)	1/16x1/16x3/16

RING KITS

A17 (Continue)



Part#: VW94WB21R



Part#: 008 911 84ROS



Part#: 008 911 90RO

AA P/N	VW WaterBoxer Ring Sets	
VW94WB19R	VW 94mm 1.9L Grant Piston Ring Set	1.75x2.0x4.0
VW94WB21R	VW 94mm 2.1L Hasting Piston Ring Set	1.75x2.0x3.5
VW955WB19R	VW 95.5mm 2.0L Hasting Piston Ring Set	1.75x2.0x4.0
VW955WB21R	VW 95.5mm 2.2L Hasting Piston Ring Set	1.75x2.0x3.5
AA P/N	Porsche 914, Type 4 Ring Sets	
VW9000T4R	90mm T4 Grant Piston Ring Set	2.0x2.0x5.0
VW9300T4R	93mm T4 Grant Piston Ring Set	2.0x2.0x5.0
VW9400T4R	94mm T4 Grant Piston Ring Set	1.75x2.0x4.0
VW9500T4R	95mm T4 Grant Piston Ring Set	1/16x1/16x3/16
VW9600T4S66R	96x66mm T4 Grant Piston Ring Set	1/16x1/16x3/16
VW9600T4S66RH	96x66mm T4 Hasting Piston Ring Set	1/16x1/16x3/16
VW9600T4S71R	96x71mm T4 Hasting Piston Ring Set	1/16x1/16x3/16
VW103T4R	103x71mm T4 Grant Piston Ring Set	1/16x1/16x3/16
VW103T4RH	103x71mm T4 Hasting Piston Ring Set	1/16x1/16x3/16
VW104T4R	104x71mm T4 Grant Piston Ring Set	1/16x1/16x3/16
VW105T4RH	105x71mm T4 Hasting Piston Ring Set	1/16x1/16x3/16
AA P/N	Porsche 911/356/912 Ring Sets	
008 11 80R	Porsche 356 80mm Grant Piston Ring Set	3.0x3.0x5.0
008 11 80RH	Porsche 356 80mm Hastings Piston Ring Set	3.0x3.0x5.0
008 11 82R	Porsche 356 82.5mm Piston Ring Set	1.5x1.5x3.0
008 11 83R	Porsche 356 83.5mm Piston Ring Set	1.5x1.5x3.0
008 11 86R	Porsche 356/912 A,B, & C 86mm Piston Ring Set	2.0x2.0x2.0x5.0
008 11 86RJE	Porsche 356 86mm JE Piston Ring Set	1.5x1.5x3.0
008 911 81R	Porsche 911 81 2.0 Piston Ring Set	1.5x1.5x3.0
008 911 82R	Porsche 911 82.5mm 2.0 Piston Ring Set	1.5x1.5x3.0
008 911 84R	Porsche 911S 2.2/2.4 Piston Ring Set	1.5x1.5x4.0
008 911 86R	Porsche 911S 2.2/2.4 Piston Ring Set	1.5x1.5x4.0
008 11 82RO	Porsche 356/912 A,B, & C 82.5mm Piston Ring Set	2x2x2x5
008 11 82ROC	Porsche 356/912 A,B, & C 82.5mm Chrome Ring Set	2x2x2x5
008 11 82R20	Porsche 912 82.5mm Piston Ring Set	1.5x2x4 (Chrome Top)
008 11 82R20C	Porsche 912 82.5mm Piston Ring Set	1.5x2x4 (Chrome Top)
008 911 80R	Porsche 1967-68 2.0L 911 Stock Ring Set	1.5x1.5x4.0
008 911 84ROS	Porsche 1969-74 2.2L 911 Stock Ring Set	1.5x1.5x4.0
008 911 84RLS	Porsche 1969-71 2.2L 911 Stock Ring Set	1.5x2.0x4.0
008 911 90RO	Porsche 1973-77 2.7L 911 Stock Ring Set	1.5x1.75x4.0

- Grant piston rings are crafted from high-grade grey iron castings to precise specifications. The top rings feature an inside top bevel, providing a torsional twist characteristic, and are coated with black phosphate. The lower ridges of these rings are relieved for optimal oil scraping properties. The second ring serves as a scraper ring, typically positioned in the second groove. These oil rings employ a 3-piece circumferential style ensuring prompt seating, effective oil control, and longevity.
- Chrome ring sets designed to resist wear and scuffing and promote quick seating.

CRANKSHAFTS

B1

Part#: 043 105 101C

AA P/N VW Type 1 Cast Crankshafts

043 105 101C	Stock 69mm Crank VW Journal
002 4069VW	Cast Counterweight Crankshaft - 69mm Stroke -VW Journal
002 4074VW	Cast Counterweight Crankshaft - 74mm Stroke -VW Journal

Stock 1600 crankshaft

- Cross-drilled crankshafts apply pressure into two directions, generating turbulence resembling oil-foaming and hindering lubrication. Conversely, Direct Drilled Crankshafts channel the oil in a single direction, ensuring uninterrupted full-flow lubrication. 4-dowel with dowel pins.

B2

Part#: 002 4169VW

AA P/N VW Type 1 4140 Forged Crankshafts

002 4169VW	4140 Forged Crankshaft - 69mm Stroke - VW Journal
002 4174VW	4140 Forged Crankshaft - 74mm Stroke - VW Journal
002 4176VW	4140 Forged Crankshaft - 76mm Stroke - VW Journal
002 4178VW	4140 Forged Crankshaft - 78mm Stroke - VW Journal
002 4180VW	4140 Forged Crankshaft - 80mm Stroke - VW Journal
002 4182VW	4140 Forged Crankshaft - 82mm Stroke - VW Journal
002 4176C	4140 Forged Crankshaft - 76mm Stroke - Chevy Journal
002 4178C	4140 Forged Crankshaft - 78mm Stroke - Chevy Journal
002 4182C	4140 Forged Crankshaft - 82mm Stroke - Chevy Journal

Type 1 4140 forged cranks

- Designed for general street engines, AA Performance presents a top-tier counter-weighted Stroker Crank. Crafted from 4140 chromoly, renowned for its exceptional strength in crankshaft manufacturing. Each crank undergoes rigorous processes including magna-flux testing, shot-peening, and precision-grinding and micro-polishing of all journals.
- Engineered to accommodate the Standard SPG 8 dowel with 8mm pins installed. Customizable selection of journal size and stroke combinations available to perfectly suit your specific application.


Part#: 002 4176C

CRANKSHAFTS


B3

Part#: 003 4376C

AA P/N	VW Type 1 4340 Forged Crankshafts
003 4374VW	4340 Super Race Crankshaft - 74mm Stroke - VW Journal
003 4376VW	4340 Super Race Crankshaft - 76mm Stroke - VW Journal
003 4378VW	4340 Super Race Crankshaft - 78mm Stroke - VW Journal
003 4380VW	4340 Super Race Crankshaft - 80mm Stroke - VW Journal
003 4382VW	4340 Super Race Crankshaft - 82mm Stroke - VW Journal
003 4384VW	4340 Super Race Crankshaft - 84mm Stroke - VW Journal
003 4376C	4340 Super Race Crankshaft - 76mm Stroke - Chevy Journal
003 4378C	4340 Super Race Crankshaft - 78mm Stroke - Chevy Journal
003 4380C	4340 Super Race Crankshaft - 80mm Stroke - Chevy Journal
003 4382C	4340 Super Race Crankshaft - 82mm Stroke - Chevy Journal
003 4384C	4340 Super Race Crankshaft- 84mm Stroke - Chevy Journal
003 4386C	4340 Super Race Crankshaft- 86mm Stroke - Chevy Journal

4340 Cranks

- AA Performance presents premium counter-weighted Stroker Cranks designed for competitive racing. Constructed from 4340 chromoly, which is highly regarded for its outstanding strength in crankshaft manufacturing. Each crank goes through various processes including magna-flux testing, shot-peening, and precision-grinding as well as micro-polishing of all journals. They are specifically engineered to fit the Standard SPG 8 dowel with 8mm pins. Customers can customize their selection with various journal sizes and stroke combinations to perfectly match their specific needs.

B4

Part#: 004 4371

AA P/N	914/Type IV 4340 Forged Crankshafts
004 4371	Type IV Crankshaft 71mm Stroke 2.0 Journal
004 4376	Type IV Crankshaft 76mm Stroke 2.0 Journal
004 4378	Type IV Crankshaft 78mm Stroke 2.0 Journal
004 4380	Type IV Crankshaft 80mm Stroke 2.0 Journal
004 4382	Type IV Crankshaft 82mm Stroke 2.0 Journal
004 4384	Type IV Crankshaft 84mm Stroke 2.0 Journal
004 4386	Type IV Crankshaft 86mm Stroke 2.0 Journal
004 4378VW	Type IV Crankshaft 78mm Stroke VW Journal
004 4382VW	Type IV Crankshaft 82mm Stroke VW Journal
004 4378C	Type IV Crankshaft 78mm Stroke Chevy Journal
004 4380C	Type IV Crankshaft 80mm Stroke Chevy Journal
004 4382C	Type IV Crankshaft 82mm Stroke Chevy Journal
004 4384C	Type IV Crankshaft 84mm Stroke Chevy Journal
004 4386C	Type IV Crankshaft 86mm Stroke Chevy Journal

- AA Performance's Type 4 cranks have been tested and proven by competitive racers globally. Constructed from 4340 chromoly, which is highly regarded for its outstanding strength in crankshaft manufacturing. Each crank goes through various processes including magna-flux testing, shot-peening, and precision-grinding as well as micro-polishing of all journals. They are specifically engineered to fit the Standard SPG 8 dowel with 8mm pins. Customers can customize their selection with various journal sizes and stroke combinations to perfectly match their specific needs.

CRANKSHAFTS

B5

Part#: 008 4001 S74
AA P/N Porsche 356/912 Crankshaft

008 4001 S74 | Porsche 356/912 Crankshaft 4340 Chromoly Forged

- AA Performance also offers the Porsche 356/912 crank. Like the Type 1 crank, it is constructed from 4340 chromoly, which is highly regarded for its outstanding strength in crankshaft manufacturing. Each crank goes through various processes including magna-flux testing, shot-peening, and precision-grinding as well as micro-polishing of all journals. They are specifically engineered to fit the Standard SPG 8 dowel with 8mm pins. Customers can customize their selection with various journal sizes and stroke combinations to perfectly match their specific needs.

CRANKSHAFTS ACCESSORIES

B6

Part#: AR 10680

Part#: 031 175 T1

Part#: B4-0007-1

Part#: 113 105 209-KIT

Part#: 113 105 231B-KIT
AA P/N Crankshafts Accessories

AR 10680	Brand new ARP Pro flanged crank bolt for Type 1 flanged cranks
111 105 223	Brand New Brass Crankshaft "Distributor Drive" Gear for Type 1
111 105 227	Brand New Crankshaft Gear Snap Ring for Type 1
113 105 241A	Brand New Crankshaft Oil Slinger Plate for Type-1. Fits 1200-1600cc engines
113 105 209	Brand New Type-1 Crank Timing Gear
113 105 219	Brand New VW Type 1 Stock Replacement Crankshaft Gear Spacer
111 105 213	Brand New Timing Gear Woodruff Key "Large" for Type 1
113 105 249	Brand New Crankshaft Pulley Woodruff Key "Small" for Type 1
004 4382VW	Crankshaft Installation Kit
113 105 231B	Brand New Distributor Drive Pinion Gear, 1200-1600cc for Type 1, 2 & 3
111 105 235A	Brand New Distributor Drive Pinion Shim (0.6mm), Each
111 105 233	Brand New Distributor Drive Pinion Spring
113 105 231B-KIT	Brand New Distributor Drive Pinion Gear Assembly for Type 1, 2 & 3
031 175 T1	Brand New VW Type 1 Crankshaft Gear Racing Spacer
B4-0007-1	Brand new rear main seal for Flanged cranks

CONNECTING RODS

C1



Part#: 311 105 401B



Part#: 039 198 401C

AA P/N **VW Type 1 Stock Connecting Rods**

311 105 401B 5.394" Stock Replacement VW Rod Set

AA P/N **VW Type 4 Stock Connecting Rods**

039 198 401C 5.518" Stock Replacement 2.0L VW Type 4 Rod Set

■ Connecting rods link the piston to the crankshaft. Avoid the risk of using worn rods in your engine, and use AA Performance's top-tier connecting rods. Rod bolts require a torque of 24 ft-lbs.

C2



Part#: 131 4154VW

AA P/N **VW Type 1 I Beam Connecting Rods**

131 4152VW	5.325" Forged Chromoly I Beam Rod Set VW Journal
131 4153VW	5.394" Forged Chromoly I Beam Rod Set VW Journal
131 4154VW	5.4" Forged Chromoly I Beam Rod Set VW Journal
131 4155VW	5.5" Forged Chromoly I Beam Rod Set VW Journal
131 4153C	5.394" Forged Chromoly I Beam Rod Set Chevy Journal
131 4154C	5.4" Forged Chromoly I Beam Rod Set Chevy Journal
131 4155C	5.5" Forged Chromoly I Beam Rod Set Chevy Journal

■ AA Performance's I-Beam Rods are cost-effective and forged from high-strength chromoly while also incorporating the original equipment (O.E.) concept. The rods are engineered with radiused caps to facilitate stroker clearancing. Combine these rods with a counter-weighted crank for a reliable foundation in moderate performance engines. Sold in sets of 4.



CONNECTING RODS

C3

Part#: H-4354VW

4340 H-beam rods

- AA Performance's H-Beam Rods are essential for high-performance engines. These rods feature a race-proven H-Beam design that combines lightweight construction with exceptional strength thanks to their forged 4340 chromoly composition. Radiused rod caps minimize the need for clearancing on stroker applications and are securely sleeved to prevent cap shifting. These precisely machined rods undergo magna-flux testing and are sold in sets of 4. Available with AA Performance 2k bolts or ARP 2000s.
- H-beam connecting rods are available for Type 1, Type 4/914, and Porsche 356 engines. Bolts are available in sizes of 5/16" or 3/8".

AA P/N	VW Type 1 H Beam Connecting Rods 5/16 Bolts
H-4351VW-B	5.110" Forged Chromoly 36 HP "H" Beam Rod 20mm Pin
H-4351VW-40	5.110" Forged Chromoly 40 HP "H" Beam Rod 20mm Pin
H-4353VW	5.394" Forged Chromoly "H" Beam Rod VW Journal
H-4354VW	5.4" Forged Chromoly "H" Beam Rod VW Journal
H-4355VW	5.5" Forged Chromoly "H" Beam Rod VW Journal
H-4356VW	5.6" Forged Chromoly "H" Beam Rod VW Journal
H-4354C	5.4" Forged Chromoly "H" Beam Rod Chevy Journal
H-4355C	5.5" Forged Chromoly "H" Beam Rod Chevy Journal
H-4356C	5.6" Forged Chromoly "H" Beam Rod Chevy Journal
H-4357C	5.7" Forged Chromoly "H" Beam Rod Chevy Journal
H-4351VW-B-ARP	5.110" Chromoly 36 HP "H" Beam Rod ARP Bolts 20mm Pin
H-4351VW-40-ARP	5.110" Chromoly 40 HP "H" Beam Rod ARP Bolts 20mm Pin
H-4353VW-ARP	5.394" Forged Chromoly "H" Beam, VW Journal ARP Bolts
H-4354VW-ARP	5.4" Forged Chromoly "H" Beam, VW Journal, ARP Bolts
H-4355VW-ARP	5.5" Forged Chromoly "H" Beam, VW Journal, ARP Bolts
H-4356VW-ARP	5.6" Forged Chromoly "H" Beam, VW Journal, ARP Bolts
H-4354C-ARP	5.4" Forged Chromoly "H" Beam, Chevy, ARP Bolts
H-4355C-ARP	5.5" Forged Chromoly "H" Beam, Chevy, ARP Bolts
H-4356C-ARP	5.6" Forged Chromoly "H" Beam, Chevy, ARP Bolts
H-4357C-ARP	5.7" Forged Chromoly "H" Beam, Chevy, ARP Bolts

C4

Part#: H-4351VW

AA P/N	VW Type 1 H Beam Connecting Rods 3/8 Bolts
H-4351VW	5.110" Forged Chromoly 36 HP "H" Beam Rod
H-4351VW-B	5.110" Forged Chromoly 36 HP "H" Beam Rod 20mm Pin
H-4354VW-3	5.4" Forged Chromoly "H" Beam Rod VW Journal
H-4355VW-3	5.5" Forged Chromoly "H" Beam Rod VW Journal
H-4355C-3	5.5" Forged Chromoly "H" Beam Rod Chevy Journal
H-4351VW-ARP	5.110" Forged Chromoly 36 HP "H" Beam Rod ARP Bolts
H-4351VW-B-ARP	5.110" Chromoly 36 HP "H" Beam Rod ARP Bolts 20mm Pin
H-4354VW-ARP-3	5.4" Forged Chromoly "H" Beam, VW Journal, ARP Bolts
H-4355VW-ARP-3	5.5" Forged Chromoly "H" Beam, VW Journal, ARP Bolts
H-4355C-ARP-3	5.5" Forged Chromoly "H" Beam, Chevy, ARP Bolts

- AA Performance's H-Beam Rods are essential for high-performance engines. These rods feature a race-proven H-Beam design that combines lightweight construction with exceptional strength thanks to their forged 4340 chromoly composition. Radiused rod caps minimize the need for clearancing on stroker applications and are securely sleeved to prevent cap shifting. These precisely machined rods undergo magna-flux testing and are sold in sets of 4. Available with AA Performance 2k bolts or ARP 2000s.

CONNECTING RODS

C5

Part#: 004 5325H

Part#: 008 5352H-ARP

AA P/N	914/Type IV Connecting Rod
004 5000H	5.000" Chromoly "H" Beam Rod 1.7/1.8 Journal 24mm Pin
004 5158H	5.158" Chromoly "H" Beam Rod 2.0 Journal 24mm Pin
004 5325H	5.325" Chromoly "H" Beam Rod 2.0 Journal 22mm Pin
004 5500H	5.500" Chromoly "H" Beam Rod 2.0 Journal 22mm Pin
004 5700H	5.700" Chromoly "H" Beam Rod 2.0 Journal 22mm Pin
004 5000H-ARP	5.000" Chromoly "H" Beam 1.7/1.8, 24mm Pin, ARP Bolts
004 5158H-ARP	5.158" Chromoly "H" Beam 2.0, 24mm Pin, ARP Bolts
004 5325H-ARP	5.325" Chromoly "H" Beam 2.0, 22mm Pin, ARP Bolts
004 5500H-ARP	5.500" Chromoly "H" Beam 2.0, 22mm Pin, ARP Bolts
004 5700H-ARP	5.700" Chromoly "H" Beam 2.0, 22mm Pin, ARP Bolts

AA P/N	Porsche 356/912 Connecting Rod
008 5352H-ARP	5.352" Chromoly "H" Beam 356/912 1/4" ARP 625 Bolts

■ AA Performance's H-Beam Rods are essential for high-performance engines. These rods feature a race-proven H-Beam design that combines lightweight construction with exceptional strength thanks to their forged 4340 chromoly composition. Radiused rod caps minimize the need for clearancing on stroker applications and are securely sleeved to prevent cap shifting. These precisely machined rods undergo magna-flux testing and are sold in sets of 4. Available with AA Performance 2K bolts or ARP 2000s.

CONNECTING RODS ACCESSORIES

C6

Part#: AR 20516

Part#: 021 105 431A

AA P/N	ARP BOLTS (Replacement rod bolts)
AR 20516	ARP 2000, Rod Bolt Size, 1.5" x 5/16"
AR 20380	ARP 2000, Rod Bolt Size, 1.5" x 3/8"
AR 62140	ARP 625, Rod Bolt Size, 1.4" x 1/4"
AR 100 99 08	ARP Assembly Lubricant

AA P/N	ROD BUSHINGS (Replacement rod bolts)
311 105 431AAI	VW Connecting Rod Bushing for AA H-Beam & I-Beam
111 105 433	VW Connecting Rod Bushing 40HP
311 105 431ASP	VW Connecting Rod Bushing 1600, Ea
021 105 431A	VW Connecting Rod Bushing T4
025 105 431	VW Connecting Rod Bushing Water Box (Set of 4)

FLYWHEELS & GLAND NUTS

D1



Part#:
311 105 273A



Part#:
311 105 273AL

AA Performance produces balanced flywheels made from high-grade steel to meet specifications. The flywheels are engineered with dowel pin drillings and weigh around 13 lbs. Both are 200mm 12-Volt (130 teeth) O-ring style and fit Type 1/2/3 1300-1600cc.

AA P/N

Cast Flywheels

311 105 273A

VW 200mm Cast Stock 4 Dowel Flywheel Type 1

311 105 273AL

VW 200mm Cast Light Weight 8 Dowel Flywheel Type 1

D2



Part#:
131 200FW12V



Part#:
131 200FW12VF

For those seeking unparalleled durability, AA Performance offers these flywheels. With a chromoly construction, offset 8-dowel hole pattern, and a weight of approximately 13 lbs., these flywheels stand as the top choices for high-performance engines. 12-Volt 200mm (130 teeth) O-ring style.

AA P/N

Chromoly Flywheels

131 200FW12V

VW 200mm Forged Light Weight Flywheel Type 1

131 200FW12VF

VW 200mm Flanged 6 bolt Flywheel

D3



Part#:
004 200FW



Part#:
004 215FW



Part#:
004 228FW

AA Performance provides a range of conversion and factory-sized flywheels made from chromoly for Type 4 and Porsche 356/912/911 engines.

AA P/N

Forged Lightweight Flywheels

004 200FW

VW Type IV 200mm Forged Light Weight Flywheel

004 215FW

VW Type IV 215mm Forged Light Weight Flywheel

004 228FW

VW Type IV 228mm Forged Light Weight Flywheel

FLYWHEELS & GLAND NUTS

D4



Part#: 008-215FW



Part#: 008-200FWW



Part#: 008-200F12VW



Part#: 008 215FW911

AA P/N	Porsche Flywheels
008 215FW	Porsche 914 215mm Forged Flywheel
008 180FW	Porsche 356 Custom 180mm Flywheel
008 200FWW	Porsche 356 Custom 200mm Flywheel VW Clutch
008 200FW	Porsche 356 Custom 200mm Flywheel
008 200F12VW	Porsche 356/912 Conversion 200mm Flywheel 12V VW Clutch
008 912FW	Porsche Custom 912 Flywheel
008 215FW911	Porsche Custom Early 911 Flywheel

- AA Performance provides a range of conversion and factory-sized flywheels made from chromoly for Type 4 and Porsche 356/912/911 engines.
- AA Performance will also meet your needs for the installation of Type 4 or Porsche 356 engines in Type 1 transmissions or the placement of Type 4 engines in Porsche 914 engines.

D5



Part#: 031 2236

AA P/N	Chromoly Gland Nut & Washer's
031 2236	36mm Chromoly Gland Nut & washer
031 2242	42mm Chromoly Gland Nut & washer Racing
031 2244	44mm Chromoly Gland Nut & washer Racing
008 2236	Porsche 356/912 Chromoly 36mm Gland nut & washer

- Avoid using stock gland nuts in high-performance applications, and use 4130 chromoly gland nuts and washers instead. The concave spring steel washers offer superior strength and holding power. Gland nuts and washers are compatible with both 4 dowel pin and 8 dowel pin flywheels.



111 105 305E	36mm OE Style Gland Nut
111 105 297	Gland Nut Lock Washer OE Style: All 40HP 1200cc-1600cc

Replacement stock gland nut and stock washer.

MIAN & CAM BEARING SETS

E1



Part#: 111 198 451

- Due to high demand, Sintermetal now offers a complete range of 36hp main bearings for vintage enthusiasts. These bearings are compatible replacements for certain early 356 bearings. Select sizes are available with +1 thrust.

AA P/N	VW Type 1 36HP Main Bearing Set
111 198 451	VW 36HP Main Bearing Set STD Case/STD Crank
111 198 453	VW 36HP Main Bearing Set STD Case/.010 Crank
111 198 455	VW 36HP Main Bearing Set STD Case/.020 Crank
111 198 451/50	VW 36HP Main Bearing Set .020 Case/STD Crank
111 198 453/50	VW 36HP Main Bearing Set .020 Case/.010 Crank
111 198 453/500S	VW 36HP Main Bearing Set .020 Case/.010 Crank/Thrust +1mm
111 198 455/50	VW 36HP Main Bearing Set .020 Case/.020 Crank
111 198 455/500S	VW 36HP Main Bearing Set .020 Case/.020 Crank/Thrust +1mm
111 198 457/50	VW 36HP Main Bearing Set .020 Case/.030 Crank
111 198 457/500S	VW 36HP Main Bearing Set .020 Case/.030 Crank/Thrust +1mm
111 198 459/50	VW 36HP Main Bearing Set .020 Case/.040 Crank
111 198 459/500S	VW 36HP Main Bearing Set .020 Case/.040 Crank/Thrust +1mm
111 198 453/100	VW 36HP Main Bearing Set .040 Case/.010 Crank
111 198 453/1000S	VW 36HP Main Bearing Set .040 Case/.010 Crank/Thrust +1mm
111 198 455/100	VW 36HP Main Bearing Set .040 Case/.020 Crank
111 198 455/1000S	VW 36HP Main Bearing Set .040 Case/.020 Crank/Thrust +1mm

E2



Part#: 111 198 461T

AA P/N	VW Type 1 Silverline Steelback Main Bearing Set
111 198 461T	VW Type 1 Main Bearing Set STD Case/STD Crank
111 198 463T	VW Type 1 Main Bearing Set STD Case/.010 Crank
111 198 465T	VW Type 1 Main Bearing Set STD Case/.020 Crank
111 198 467T	VW Type 1 Main Bearing Set STD Case/.030 Crank
111 198 471T	VW Type 1 Main Bearing Set .020 Case/STD Crank
111 198 4710ST	VW Type 1 Main Bearing Set .020 Case/STD Crank/Thrust +1mm
111 198 47102T	VW Type 1 Main Bearing Set .020 Case/STD Crank/Thrust +2mm
111 198 473T	VW Type 1 Main Bearing Set .020 Case/.010 Crank
111 198 4730ST	VW Type 1 Main Bearing Set .020 Case/.010 Crank/Thrust +1mm
111 198 47302T	VW Type 1 Main Bearing Set .020 Case/.010 Crank/Thrust +2mm
111 198 475T	VW Type 1 Main Bearing Set .020 Case/.020 Crank
111 198 4750ST	VW Type 1 Main Bearing Set .020 Case/.020 Crank/Thrust +1mm
111 198 47502T	VW Type 1 Main Bearing Set .020 Case/.020 Crank/Thrust +2mm
111 198 477T	VW Type 1 Main Bearing Set .020 Case/.030 Crank
111 198 4770ST	VW Type 1 Main Bearing Set .020 Case/.030 Crank/Thrust +1mm
111 198 47702T	VW Type 1 Main Bearing Set .020 Case/.030 Crank/Thrust +2mm
111 198 481T	VW Type 1 Main Bearing Set .040 Case/STD Crank
111 198 4810ST	VW Type 1 Main Bearing Set .040 Case/STD Crank/Thrust +1mm
111 198 48102T	VW Type 1 Main Bearing Set .040 Case/STD Crank/Thrust +2mm
111 198 483T	VW Type 1 Main Bearing Set .040 Case/.010 Crank
111 198 4830ST	VW Type 1 Main Bearing Set .040 Case/.010 Crank/Thrust +1mm

MIAN & CAM BEARING SETS

E2 [Continue]

AA P/N	VW Type 1 Silverline Steelback Main Bearing Set
111 198 48302T	VW Type 1 Main Bearing Set .040 Case/.010 Crank/Thrust +2mm
111 198 485T	VW Type 1 Main Bearing Set .040 Case/.020 Crank
111 198 4850ST	VW Type 1 Main Bearing Set .040 Case/.020 Crank/Thrust +1mm
111 198 48502T	VW Type 1 Main Bearing Set .040 Case/.020 Crank/Thrust +2mm
111 198 487T	VW Type 1 Main Bearing Set .040 Case/.030 Crank
111 198 4870ST	VW Type 1 Main Bearing Set .040 Case/.030 Crank/Thrust +1mm
111 198 48702T	VW Type 1 Main Bearing Set .040 Case/.030 Crank/Thrust +2mm
111 198 49160T	VW Type 1 Main Bearing Set .060 Case/STD Crank/Thrust +2mm
111 198 49360T	VW Type 1 Main Bearing Set .060 Case/.010 Crank/Thrust +2mm
111 198 49560T	VW Type 1 Main Bearing Set .060 Case/.020 Crank/Thrust +2mm
111 198 49760T	VW Type 1 Main Bearing Set .060 Case/.030 Crank/Thrust +2mm
111 198 49180T	VW Type 1 Main Bearing Set .080 Case/STD Crank/Thrust +2mm
111 198 49380T	VW Type 1 Main Bearing Set .080 Case/.010 Crank/Thrust +2mm
111 198 49580T	VW Type 1 Main Bearing Set .080 Case/.020 Crank/Thrust +2mm
111 198 49780T	VW Type 1 Main Bearing Set .080 Case/.030 Crank/Thrust +2mm

E3



Part#:
111 198 541T

AA P/N	VW Type 1 Cam Bearings
111 198 541T	SilverLine VW Type 1 Cam Bearings STD
111 198 541HDT	SilverLine VW Type 1 Cam Bearings STD Double Thrust
111 198 541BR	Mahle VW Type 1 Cam Bearings STD
111 198 541HDBR	Mahle VW Type 1 Cam Bearings STD Double Thrust

E4



Part#:
113 105 701T



Part#:
113 105 701T

AA P/N	VW Type 1 Rod Bearings
111 105 701A	VW 36HP Rod Bearings STD
111 105 707A	VW 36HP Rod Bearings .25MM/.010
111 105 713A	VW 36HP Rod Bearings .50MM/.020
111 105 719A	VW 36HP Rod Bearings .75MM/.030
111 105 725A	VW 36HP Rod Bearings 1.00MM/.040
113 105 701T	SilverLine VW Type 1 Rod Bearings STD
113 105 707T	SilverLine VW Type 1 Rod Bearings .25MM/.010
113 105 713T	SilverLine VW Type 1 Rod Bearings .50MM/.020
113 105 719T	SilverLine VW Type 1 Rod Bearings .75MM/.030
113 105 725T	SilverLine VW Type 1 Rod Bearings 1.00MM/.040
113 105 701	Kolbenschmidt VW Type 1 Rod Bearings STD
113 105 707	Kolbenschmidt VW Type 1 Rod Bearings .25MM/.010
113 105 713	Kolbenschmidt VW Type 1 Rod Bearings .50MM/.020
113 105 719	Kolbenschmidt VW Type 1 Rod Bearings .75MM/.030

MIAN & CAM BEARING SETS

E4 (Continue)



Part#:
113 105 707

AA P/N VW Type 1 Rod Bearings

113 105 701BR	Mahle VW Type 1 Rod Bearings STD
113 105 707BR	Mahle VW Type 1 Rod Bearings .25MM/.010
113 105 713BR	Mahle VW Type 1 Rod Bearings .50MM/.020
113 105 719BR	Mahle VW Type 1 Rod Bearings .75MM/.030

E5



Part#:
105 140T

AA P/N Chevy 2" Rod Bearings

105 140T	SilverLine Chevy Rod Bearings STD
105 141T	SilverLine Chevy Rod Bearings .25MM/.010
105 142T	SilverLine Chevy Rod Bearings .50MM/.020
105 701CC	Clevite Chevy Rod Bearings STD
105 707CC	Clevite Chevy Rod Bearings .25MM/.010
105 713CC	Clevite Chevy Rod Bearings .50MM/.020

E6



Part#: **021 198 481AT**

AA P/N VW Type 4 & Porsche 914, Main Bearings

021 198 481AT	Silverline VW Type 4 Main Bearing Set STD Case/STD Crank
021 198 483AT	Silverline VW Type 4 Main Bearing Set STD Case/.010 Crank
021 198 485AT	Silverline VW Type 4 Main Bearing Set STD Case/.020 Crank
021 198 487AT	Silverline VW Type 4 Main Bearing Set STD Case/.030 Crank
021 198 491AOST	Silverline VW Type 4 Main Bearing Set .020Case/STD Crank +4mm
021 198 493AOST	Silverline VW Type 4 Main Bearing Set .020Case/.010 Crank +4mm
021 198 495AOST	Silverline VW Type 4 Main Bearing Set .020Case/.020 Crank +4mm
021 198 491ABR	Mahle VW Type 4 Main Bearing Set .020 Case/STD Crank
021 198 493ABR	Mahle VW Type 4 Main Bearing Set .020 Case/.010 Crank
021 198 495ABR	Mahle VW Type 4 Main Bearing Set .020 Case/.020 Crank

E7



Part#:
021 198 541T

AA P/N VW Type 4 & Porsche 914, Cam bearings

021 198 541T	Silverline Type 4 Cam Bearings STD
021 198 541	Kolbenschmidt Type 4 Cam Bearings STD
021 198 541BR	Mahle Type 4 Cam Bearings STD

MIAN & CAM BEARING SETS

E8



Part#: 039 105 701T

AA P/N	VW Type 4 & Porsche 914, Rod bearings
021 105 701	Kolbenschmidt VW Type 4 1.7 & 1.8L Rod Bearings STD
021 105 707	Kolbenschmidt VW Type 4 1.7 & 1.8L Rod Bearings .25MM/.010
021 105 713	Kolbenschmidt VW Type 4 1.7 & 1.8L Rod Bearings .50MM/.020
039 105 701T	Silverline VW Type 4 2.0L Rod Bearings STD
039 105 707T	Silverline VW Type 4 2.0L Rod Bearings .25MM/.010
039 105 713T	Silverline VW Type 4 2.0L Rod Bearings .50MM/.020
039 105 701	Kolbenschmidt VW Type 4 2.0L Rod Bearings STD
039 105 707	Kolbenschmidt VW Type 4 2.0L Rod Bearings .25MM/.010
039 105 713	Kolbenschmidt VW Type 4 2.0L Rod Bearings .50MM/.020
039 105 701BR	Mahle VW Type 4 2.0L Rod Bearings STD
039 105 707BR	Mahle VW Type 4 2.0L Rod Bearings .25MM/.010
039 105 713BR	Mahle VW Type 4 2.0L Rod Bearings .50MM/.020

- Silverline, an Original Equipment Supplier based in Mexico, manufactured these engine bearings for a solution to potential issues associated with all-aluminum center main bearings as they can lead to increased wear and premature failure, potentially damaging the engine case's center main web. Silverline engine main bearings feature steel backings and aluminum faces deliver OEM durability and are available in various sizes to for various ranges of case and crank combinations.



E9



Part#: 616 100 138 00A



Part#: 616 103 142 02

AA P/N	Porsche 356C, SC & 912, Main Bearings
616 100 138 00A	Porsche 356/912 Main Bearing Set STD Case/STD Crank
616 100 138 50A	Porsche 356/912 Main Bearing Set STD Case/0.25MM Crank
616 100 138 55A	Porsche 356/912 Main Bearing Set STD Case/0.50MM Crank
616 100 138 60A	Porsche 356/912 Main Bearing Set 0.25MM Case/STD Crank
616 100 138 60A01	356/912 Main Bearing Set 0.25mm Case/STD Crank/Thrust +1mm
616 100 138 70A	Porsche 356/912 Main Bearing Set 0.25MM Case/0.25MM Crank
616 100 138 70A01	356/912 Main Bearing Set 0.25mm Case/0.25 Crank/Thrust +1mm
616 100 138 75A	Porsche 356/912 Main Bearing Set 0.25MM Case/0.50MM Crank
616 100 138 90A	Porsche 356/912 Main Bearing Set 0.50MM Case/STD Crank
616 100 138 90A01	356/912 Main Bearing Set 0.50mm Case/STD Crank/Thrust +1mm
616 100 138 95A	Porsche 356/912 Main Bearing Set 0.50MM Case/0.25MM Crank
616 100 138 95A01	356/912 Main Bearing Set 0.50mm Case/0.25 Crank/Thrust +1mm
616 100 138 100A	Porsche 356/912 Main Bearing Set 0.50MM Case/0.50MM Crank

AA P/N	Porsche 356C/912, Main Bearings Singles
546 101 101 XX	Porsche 356/912 Number 1 Bearing Sleeve, Any size STD Thrust
546 101 101 XX01	Porsche 356/912 Number 1 Bearing Sleeve Any size +1mm Thrust
616 101 132 XX	Porsche 356/912 Number 2/3 Bearing Shell, Any size (Each)
539 101 146 XX	Porsche 356/912 Number 4 Bearing Sleeve, Any size

AA P/N	Porsche 356C/912, Rod Bearings
616 103 142 02	Kolbenschmidt Porsche 365/912 Rod Bearings STD
616 103 142 52	Kolbenschmidt Porsche 365/912 Rod Bearings .25MM/.010
616 103 142 62	Kolbenschmidt Porsche 365/912 Rod Bearings .50MM/.020

- AA Performance now offers a comprehensive selection of C/912 main bearings and rod bearings, precisely cut to factory specifications, with optional +1 thrust available for certain sizes.

CYLINDER HEADS COMPONENTS

F1

Part#: CS 1200 10

Part#: CS 9200 10

- Grant steel shims enable easy deck height adjustments without piston machining. They effectively address stroke increases and compensate for surface machined cases. These shims are designed to accommodate standard 8mm and 10mm studs. Sold in sets of 4.

AA P/N VW Type 1 & 2 40HP 77 & 83mm Cylinder Shims

CS 1200 10	77 & 83mm 40HP/1200cc Cylinder Shim .010 Thick "Each"
CS 1200 20	77 & 83mm 40HP/1200cc Cylinder Shim .020 Thick "Each"
CS 1200 30	77 & 83mm 40HP/1200cc Cylinder Shim .030 Thick "Each"
CS 1200 40	77 & 83mm 40HP/1200cc Cylinder Shim .040 Thick "Each"
CS 1200 60	77 & 83mm 40HP/1200cc Cylinder Shim .060 Thick "Each"
CS 1200 90	77 & 83mm 40HP/1200cc Cylinder Shim .090 Thick "Each"

AA P/N VW Type 1 & 2, 85.5, 87, & 88mm Cylinder Shims

CS 1600 10	85.5, 87, & 88mm Cylinder Shim .010 Thick "Each"
CS 1600 20	85.5, 87, & 88mm Cylinder Shim .020 Thick "Each"
CS 1600 30	85.5, 87, & 88mm Cylinder Shim .030 Thick "Each"
CS 1600 40	85.5, 87, & 88mm Cylinder Shim .040 Thick "Each"
CS 1600 60	85.5, 87, & 88mm Cylinder Shim .060 Thick "Each"
CS 1600 90	85.5, 87, & 88mm Cylinder Shim .090 Thick "Each"

AA P/N VW Type 1 & 2, 90.5 & 92mm Cylinder Shims

CS 9200 10	90.5, & 92mm Cylinder Shim .010 Thick "Each"
CS 9200 20	90.5, & 92mm Cylinder Shim .020 Thick "Each"
CS 9200 30	90.5, & 92mm Cylinder Shim .030 Thick "Each"
CS 9200 40	90.5, & 92mm Cylinder Shim .040 Thick "Each"
CS 9200 60	90.5, & 92mm Cylinder Shim .060 Thick "Each"
CS 9200 90	90.5, & 92mm Cylinder Shim .090 Thick "Each"

AA P/N VW Type 1 & 2, 94mm Cylinder Shims


CS 9400 10	94mm Cylinder Shim .010 Thick "Each"
CS 9400 20	94mm Cylinder Shim .020 Thick "Each"
CS 9400 30	94mm Cylinder Shim .030 Thick "Each"
CS 9400 40	94mm Cylinder Shim .040 Thick "Each"
CS 9400 60	94mm Cylinder Shim .060 Thick "Each"
CS 9400 90	94mm Cylinder Shim .090 Thick "Each"

AA P/N VW Type 4 90, 93, 94, & 96mm Cylinder Shims

CS 1800 010	Type 4. 1700, 1800, & 2000 Cylinder Shim .010 Thick "Each"
CS 1800 020	Type 4. 1700, 1800, & 2000 Cylinder Shim .020 Thick "Each"
CS 1800 030	Type 4. 1700, 1800, & 2000 Cylinder Shim .030 Thick "Each"
CS 1800 040	Type 4. 1700, 1800, & 2000 Cylinder Shim .040 Thick "Each"
CS 1800 060	Type 4. 1700, 1800, & 2000 Cylinder Shim .060 Thick "Each"
CS 1800 090	Type 4. 1700, 1800, & 2000 Cylinder Shim .090 Thick "Each"

CYLINDER HEADS COMPONENTS

F2



Part#: CS 1200 10

- Copper Head Gaskets are favored by leading engine builders for adjusting deck height and compression ratio in performance applications. Sold in sets of 4.

AA P/N VW Type 1 90.5/92, & 94mm Copper Head Gasket Shims

HG 9200 010	Type 1 90.5/92mm Copper Head Shim .040 Thick "Each"
HG 9200 012	Type 1 90.5/92mm Copper Head Shim .050 Thick "Each"
HG 9200 015	Type 1 90.5/92mm Copper Head Shim .060 Thick "Each"
HG 9400 010	Type 1 94mm Copper Head Shim .040 Thick "Each"
HG 9400 012	Type 1 94mm Copper Head Shim .050 Thick "Each"
HG 9400 015	Type 1 94mm Copper Head Shim .060 Thick "Each"

AA P/N VW Type 4 94, & 96mm Copper Head Gasket Shims

HG 9600 010	Type 4 2.0L Copper Head Shim .040 Thick "Each"
HG 9600 015	Type 4 2.0L Copper Head Shim .060 Thick "Each"
HG 9600 020	Type 4 2.0L Copper Head Shim .080 Thick "Each"

F3



Part#: 311 109 601



Part#: 113 109 612



Part#: 031 EV 320

AA P/N Standard Valves

311 109 601	Intake Valve, 35.5mm 8mm Stem 1500-1600CC
113 109 612	Exhaust Valve 32mm 8mm Stem 1500-1600CC

AA P/N Stainless Steel Valves

031 EV 320	Stainless Steel 32mm Valve
031 EV 355	Stainless Steel 35.5mm Valve
031 EV 375	Stainless Steel 37.5mm Valve
031 IV 400	Stainless Steel 40mm Valve
031 IV 420	Stainless Steel 42mm Valve
031 IV 440	Stainless Steel 44mm Valve

- These high-quality valves are crafted from stainless steel and feature a hardened tip to prevent mushrooming. With an 8mm stem diameter, they are suitable for both intake and exhaust purposes.

F4



Part#: 031 VS 320

AA P/N Valve Seat

031 EV 320	32mm High Chrome Valve Seat
031 EV 355	35.5mm High Chrome Valve Seat
031 EV 375	37.5mm High Chrome Valve Seat
031 IV 400	40mm High Chrome Valve Seat
031 IV 420	42mm High Chrome Valve Seat
031 IV 440	44mm High Chrome Valve Seat

- These high-chromium and heat resistant valve seats have an 8mm height and are used in all of AA's performance heads. Available in sets of 4.

F5



Part#: 031 VG 000

AA P/N Valve Seat

031 VG 000	Brass Valve Guide 8mm Std
------------	---------------------------

- These brass valve guides enhance lubrication, minimize friction, and offer reliability with their unique shouldered designs.

CYLINDER HEADS COMPONENTS

F6

 Part#:
031 SS 005

AA P/N Single Valve Spring

031 SS 005 | Single High-REV Valve Spring (Each)

- High-rev single valve springs provide a reliable safeguard against wear and breakage and are specifically designed for use in AA's performance cylinder heads. 1.250 OD Spring with 90 lbs. seat pressure at 1.550" installed height.


 Part#:
031 SS 007

AA P/N Dual Valve Spring

031 SS 006 | Inner Dual High-REV Valve Spring (Each)

031 SS 007 | Dual High-REV Valve Spring (Each)

- Dual high-rev valve springs provide a reliable safeguard against wear and breakage and are specifically designed for use in AA's performance cylinder heads. 1.250 OD Spring with 145 lbs. seat pressure at 1.550" installed height.

F7

 Part#:
031 HS 198

AA P/N Rocker Studs

031 HS 003 | VW Chromoly Rocker Arm Stud (Each)

031 HS 198 | VW Head Kit-4 EXH Studs, 2 IN Studs, 2 Rocker Studs

- The chromoly rocker studs offer superior strength compared to stock studs, making them an essential component for performance heads utilizing dual valve springs.

F8

 Part#:
109412

AA P/N Valve Lash Caps

109412 | Hardened Valve Lash Caps (Set of 8)

- Valve lash caps are essential when implementing stainless steel valves in the majority of cylinder head applications as well as safeguard against valve stem tip mushrooming caused by high valve spring pressure.

F9

 Part#: **031 VC 001**

AA P/N Hardened Valve Keepers

031 VC 001 | Hardened Valve Keepers Type 1, 2, & 3(Pair)

- These valve keepers are meticulously crafted for a precise fit and undergo heat treatment to prevent valve groove wear and failure. They are designed for use with stock and stainless steel valves and all AA Performance retainers.

CYLINDER HEADS COMPONENTS

F10



Part#: **031 VR 103**



Part#: **031 VR 503C**



Part#: **031 VR 503TK**

AA P/N Valve Retainer

031 VR 103 VW Stock Valve Retainer (Each)

- When performing a proper valve job on stock dual cylinder heads, these stock spring retainers are essential.

AA P/N Chromoly Valve Retainer

031 VR 503C VW Performance Chromoly Valve Retainer (Each)

031 VR 503CK VW Performance Chromoly Valve Retainer (Set of 8) Boxed

- These retainers are crafted from lightweight and highly durable chromoly. They undergo meticulous CNC machining and heat-treating. They can be used with both single and dual spring configurations.

AA P/N Titanium Valve Retainer

031 VR 503T VW Performance Titanium Valve Retainer (Each)

031 VR 503TK VW Performance Titanium Valve Retainer (Set of 8) Boxed

- These high-performance retainers are precisely machined to withstand the rigorous demands of any performance engine while maintaining a lightweight design.

ROCKERS & CAMSHAFTS

G1



Part#: **109456B**



Part#: **109459B**

AA P/N Rockers Arm Assembly

109456B Performance Rocker Arm Assembly: 1.25" Hi-Lift "Pair"

109457B Performance Rocker Arm Assembly: 1.4" Hi-Lift "Pair"

109459B Replacement Cup Adjuster for Rocker Arm Assemblies (Each)

109410 Rocker Shaft Shims .010" thick, for 1.25 or 1.4 Set of 8

109415 Rocker Shaft Shims .015" thick, for 1.25 or 1.4 Set of 8

109430 Rocker Shaft Shims .030" thick, for 1.25 or 1.4 Set of 8

- AA Performance offers precision-ground and heat-treated chromoly rockers designed to suit both mild street engines and high-performance competition engines. They are not only the strongest rocker arms around, but they also feature drilled-through alloy adjusting screws, ensuring full lubrication for both the screws and rocker arms. The shafts, blocks, shims, and bronze bushings are all made from top-quality alloys, replacing the old needle bearing design. Rocker arm studs are included to make installation easier.

ROCKERS & CAMSHAFTS

G2

Part#: 109558B
AA P/N Roller Rocker Arm Assembly

109558B	1.5 Performance Roller Rocker Arm Assembly "Pair"
	1.4 Roller Rocker Arms to be added later

- AA Performance sets the benchmark with roller rocker arms recognized for their strength and durability. These assemblies are built with aircraft-quality materials, full coverage oil lubrication system, and precision machining, making them a long-standing industry favorite. Includes 2 rocker arm assemblies, 4 10mm x 3/8-24 Studs, & 4 3/8-24 mounting nuts.

G3

Part#: GDP36hp1.15

Part#: 022 109 451

Part#: 028 109 453
AA P/N VW Rockers

GDP36hp1.15	VW 36hp Hi Lift Rockers 1.15 (8pcs)
022 109 451	10mm Valve Adjusting Screw Type 4, 914, & 2.1L WaterBox
025 109 451	9mm Valve Adjusting Screw 1.9L WaterBox
028 109 453	10mm Valve Adjusting Nut Type 4, 914, & 2.1L WaterBox

- These 1.15 rockers are made with the same quality as OEM chromoly stock rockers while boosting the performances of 36hp engines.

G4

Part#: 109455B

Part#: 109468B

Part#: 1094454

- These rocker arms are forged to ensure strength and durability, offering a simple and affordable solution to boost power and acceleration in 1200-1600cc engines. 1.25's are compatible with stock rocker shafts, push rods, adjusters, high-performance shafts, and swivel foot adjusters. The rocker arms can be used with stock carburetors and will not impact cam duration or bottom end performance. Installation is fast and straightforward.

AA P/N Rocker Arms "Pair"

109455B	Stock Style 1.25" Hi-Lift Rocker Arms "Pair"
109455S	Stock Style 1.25" Hi-Lift Rocker Arms With Solid shafts "Pair"
109468B	Stock Style 1.25" Hi-Lift Rocker Arm Set of 8
109469B	Stock Style Rocker Mounting Base "Each"
1094454	8mm Valve Adjusting Screw & Nut Kit (Set of 8), Type 1, 2, & 3

ROCKERS & CAMSHAFTS

G5



Part#: 109460B

109460B

Solid Rocker Shafts with shims "Pair"

- Boost the engine's RPM capacity with AA Performance's rocker shaft kits. These kits address issues of rocker shaft side play that lead to problems such as rocker arm galling, clip, and washer failure. A floating aluminum center spacer enables precise adjustments to rocker arm geometry and positioning. All the essential hardware is provided. Compatible with swivel foot adjusters.

G6



Part#: 109450B

109450B

Performance Swivel Feet Adjusters Set of 8

- Safeguard against valve stem wear resulting from the side load of high-lift cams and high-valve spring pressure with swivel valve adjusters - essential for any high-performance engines. Rocker stand shims are included to ensure accurate height adjustment.

G7



Part#: 109452

109452

Rocker Arm Stand Shims Kit, 12pcs

- Crafted to be positioned between the rocker stand and the head boss, ensuring accurate rocker arm height and geometry. Includes 4 pieces of each thickness: .015", .030" and .060".

G8



Part#: 109301c

109301C

Stock Length Steel PushRods with Chromoly Tips (Set of 8)

- These pushrods are engineered to withstand high RPM and heavy valve spring pressures thanks to their premium 5/16" steel tubing. The pushrods are 11.078" (281mm) in length, and the ends are pre-installed. Fits 1300-1600cc engines.

ROCKERS & CAMSHAFTS

G9

Part#: EG-6090

Part#: WC-00-032
AA P/N VW Type 1 Camshafts For 1.1 & 1.25 Rockers

EG-6090	Engle Cam W-90 .327L x 265D W/1.1 Rockers
EG-6100	Engle Cam W-100 .420L x 276D W/1.1 Rockers
EG-6110	Engle Cam W-110 .430L x 284D W/1.1 Rockers
EG-6120	Engle Cam W-120 .435L x 294D W/1.1 Rockers
EG-6125	Engle Cam W-125 .460L x 301D W/1.1 Rockers
EG-6130	Engle Cam W-130 .461L x 308D W/1.1 Rockers
EG-6140	Engle Cam W-140 .465L x 313D W/1.1 Rockers
WC-00-602	Web Cam 111 .476L x 272D W/1.1 Rockers
WC-00-042	Web Cam 119 .422L x 276D W/1.1 Rockers
WC-00-382	Web Cam 218 .460L x 280D W/1.1 Rockers
WC-00-052	Web Cam 118 .402L x 286D W/1.1 Rockers
WC-00-212	Web Cam 163 .422L x 284D W/1.1 Rockers
WC-00-062	Web Cam 110 .435L x 284D W/1.1 Rockers
WC-00-072	Web Cam 119 .465L x 287D W/1.1 Rockers

AA P/N VW Type 1 Camshafts For 1.1 Rockers

EG-6014	Engle Cam VZ-14 .462L x 274D W/1.1 Rockers
EG-6015	Engle Cam VZ-15 .478L x 279D W/1.1 Rockers
EG-6025	Engle Cam VZ-25 .471L x 286D W/1.1 Rockers
EG-6030	Engle Cam VZ-30 .507L x 298D W/1.1 Rockers
EG-6035	Engle Cam VZ-35 .492L x 309D W/1.1 Rockers
EG-6210	Engle Turbo Cam TCS-10 .430/.420L x 284/276D W/1.1 Rockers
EG-6220	Engle Turbo Cam TCS-20 .435/.430L x 294/284D W/1.1 Rockers
EG-6230	Engle Turbo Cam TCS-30 .460/.460L x 308/301D W/1.1 Rockers
WC-00-562	Web Cam 218/119 .460/.422L x 280/276D W/1.1 Rockers
WC-00-122	Web Cam 110/119 .435/.422L x 284/276D W/1.1 Rockers
WC-00-712	Web Cam 110/163 .435/.422L x 284/284D W/1.1 Rockers
WC-00-442	Web Cam 109/119 .465/.422L x 287/276D W/1.1 Rockers
WC-00-312	Web Cam 122/125 .506/.478L x 290/288D W/1.1 Rockers
WC-00-092	Web Cam 121 .490L x 298D W/1.1 Rockers
WC-00-572	Web Cam 121/125 .490/478L x 298/288D W/1.1 Rockers
WC-00-222	Web Cam 165 .492L x 312D W/1.1 Rockers

AA P/N VW Type 1 Camshafts for 1.4 & 1.5 Rockers

EG-6041	Engle Cam FK-41 .510L x 269D W/1.4 Rockers
EG-6042	Engle Cam FK-42 .522L x 275D W/1.4 Rockers
EG-6043	Engle Cam FK-43 .536L x 284D W/1.4 Rockers
EG-6044	Engle Cam FK-44 .547L x 290D W/1.4 Rockers
EG-6045	Engle Cam FK-45 .561L x 295D W/1.4 Rockers
EG-6046	Engle Cam FK-46 .511L x 303D W/1.4 Rockers
EG-6047	Engle Cam FK-47 .587L x 308D W/1.4 Rockers
EG-6048	Engle Cam FK-48 .588L x 314D W/1.4 Rockers
EG-6065	Engle Cam FK-65 .478L x 280D W/1.4 Rockers
EG-6007	Engle Cam FK-7 .500L x 288D W/1.4 Rockers
EG-6008	Engle Cam FK-8 .534L x 298D W/1.4 Rockers
EG-6010	Engle Cam FK-10 .539L x 310D W/1.4 Rockers
EG-6087	Engle Cam FK-87 .561L x 320D W/1.4 Rockers
EG-6089	Engle Cam FK-89 .582L x 328D W/1.4 Rockers
EG-6097	Engle Cam FK-97 .622L x 328D W/1.4 Rockers
EG-6098	Engle Cam FK-98 .624L x 332D W/1.4 Rockers
WC-00-032	Web Cam 86 .358L x 270D W/1.1 Rockers
WC-00-082	Web Cam 86a .502L x 290D W/1.5 Rockers
WC-00-102	Web Cam 86b .575L x 300D W/1.5 Rockers
WC-00-112	Web Cam 86c .585L x 310D W/1.5 Rockers
WC-00-302	Web Cam 226 .610L x 304D W/1.5 Rockers
WC-00-392	Web Cam 251 .630L x 324D W/1.5 Rockers
WC-00-192	Web Cam 277 .660L x 320D W/1.5 Rockers
WC-00-552	Web Cam 197 .656L x 328D W/1.5 Rockers

■ Engle Cams has established itself as the leading manufacturer of camshafts in the industry by offering a large variety of sizes from mild to wild.





ROCKERS & CAMSHAFTS

G10



Part#: WC-00-142



Part#: WC-05-572

AA P/N	VW Type 4 Porsche 914 Camshafts
WC-00-142	Web Cam T4, Stock Grind for "Solid" Lifters
WC-00-372	Web Cam T4, Stock Grind for "Hydraulic" Lifters
WC-00-612	Web Cam T4, 107i .430L x 255D W/1.1 Rockers
WC-00-422	Web Cam T4, 91 .430L x 265D W/1.1 Rockers
WC-00-472	Web Cam T4, 73 .426L x 262D W/1.1 Rockers
WC-00-152	Web Cam T4, 86 .423L x 270D W/1.1 Rockers
WC-00-232	Web Cam T4, 86a .435L x 290D W/1.1 Rockers
WC-00-682	Web Cam T4, 494 .465L x 280D W/1.1 Rockers
WC-00-672	Web Cam T4, 119 .500L x 276D W/1.1 Rockers
WC-00-432	Web Cam T4, 163 .500L x 284D W/1.1 Rockers
WC-00-362	Web Cam T4, 86b .500L x 300D W/1.1 Rockers
WC-00-642	Web Cam T4, 163/86b .500/.500L x 284/300D W/1.1 Rockers
WC-00-662	Web Cam T4, 86b/86c .500/.507L x 300/310D W/1.1 Rockers
WC-00-242	Web Cam T4, 86c .507L x 310D W/1.1 Rockers
WC-00-292	Web Cam T4, 251 .546L x 324D W/1.1 Rockers
WC-00-542	Web Cam T4, 277 .572L x 320D W/1.1 Rockers
WC-67610	Web Cam T4, 86 .423L x 270D W/1.1 Rockers 1" Base Circle
WC-67611	Web Cam T4, 86a .435L x 290D W/1.1 Rockers 1" Base Circle
WC-68361	Web Cam T4, 494 .465L x 280D W/1.1 Rockers 1" Base Circle
WC-2307	Web Cam T4, 119 .500L x 276D W/1.1 Rockers 1" Base Circle
WC-67612	Web Cam T4, 163 .500L x 284D W/1.1 Rockers 1" Base Circle
WC-62341	Web Cam T4, 86b .500L x 300D W/1.1 Rockers 1" Base Circle
WC-68444	Web Cam T4, 163/86b .500/.500L x 284/300D 1" Base Circle
WC-68362	Web Cam T4, 86b/86c .500/.507L x 300/310D 1" Base Circle
WC-64926	Web Cam T4, 86c .507L x 310D W/1.1 Rockers 1" Base Circle
WC-66405	Web Cam T4, 251 .546L x 324D W/1.1 Rockers 1" Base Circle
WC-62412	Web Cam T4, 277 .572L x 320D W/1.1 Rockers 1" Base Circle

AA P/N	Porsche 356/912 Camshafts
WC-05-572	Web Cam 356/912, 1187 .393/.341L x 249/249D W/1.3 Rockers
WC-05-582	Web Cam 356/912, 86 .423/.358L x 273/273D W/1.3 Rockers
WC-05-012	Web Cam 356/912, 86-5 .420/.358L x 281/281D W/1.3 Rockers
WC-05-112	Web Cam 356/912, 622 .435/.368L x 296/296D W/1.3 Rockers
WC-05-022	Web Cam 356/912, 86a .435/.369L x 290/290D W/1.3 Rockers
WC-05-222	Web Cam 356/912, 86b .500/.425L x 300/300D W/1.3 Rockers

G11



Part#: EG-6009-B

EG-6009-B	Engle Cam Gear Bolt EA
<ul style="list-style-type: none"> These high-grade 5/16" - 24 SAE Grade 8 bolts are equipped with attached washers for securing aftermarket cams. They are compatible with AA Performance's cam gears and are engineered to clear most pumps with ease. 	

ROCKERS & CAMSHAFTS

G12

Part#: WC-CB-008
WC-CB-008 Web Cam Type 4 Washer & Bolts (Set of 5)

- 5/16"-24 SAE Grade 8 Cam Bolts are designed with a slim head design to provide clearance for all pumps when installing a 3-Bolt Cam & Gear alongside certain high-performance oil pumps. These bolts ensure clearance for all pumps.

G13

Part#: G980150

Part#: G980180

- These high-quality cam gears from AA Performance are precision-machined to deliver reliable valve train performance and are compatible with both aftermarket and O.E. camshafts. Don't forget to use AA Performance's cam gear bolts to securely attach the gear to the cam.

AA P/N	Cam Gear
G980150	VW Type 1 Aluminum Cam Gear
WC-00-273	Web Cam Type 4 Aluminum Cam Gear
G980180	VW Type 4 Steel Straight Cut Gears
G008 356 CG	Porsche 356/912 CAM GEAR + .001 OVER

G14

Part#: 33-1094108B

Part#: GDP36hplifter

Part#: EG-6001

Part#: WC-00-268

AA P/N	Lifters VW Type 1 & 4, Porsche 356/912 & 914
GDP36hplifter	VW 36hp 2Piece Lifters (8pcs)
1094108B	AA Type 1, Lightweight Racing Lifter (Set of 8)
1094108HB	AA Type 1, Lightweight Racing Lifter With Oil Hole (Set of 8)
1094118HB	AA Type 1, Big Foot Racing Lifter 31mm With Oil Hole (Set of 8)
EG-6001	Engle, Type 1 One Piece Performance Lifters (Set of 8)
EG-6001P	Engle Lifters, Phosphate Coated with Oil Hole (Set of 8)
WC-00-213	Web Cam, Type 1 Performance Lifters (Set of 8)
021 109 309G	Lifter Non-Hydraulic, 29.9mm Fits all Type 4 (Each)
022 109 309	Lifter Hydraulic, 29.9mm Fits all Type 4 (Each)
WC-00-268	Web Cam Type 4 Mechanical Lifters (Set of 8)
WC-00-916	Web Cam Type 4 Hydraulic Lifters (Set of 8)
WC-NL-174	Web Cam Porsche 356C/912 Lifter (Set of 8)
GDP356/912lifter	Porsche 356/912 HP Lifters (8pcs)

- Lifters are precisely ground and heat treated and can be obtained with oil holes for additional lubrication in high-load, high-performance scenarios.
- 31mm lifters provide 15% more contact area compared to stock lifters, effectively mitigating scraping and lobe wear.

ENGINE ACCESSORIES

H1



Part#: 113 101 475BK



Part#: 101401-KIT



Part#: 101460-KIT



Part#: 111-105-251A



Part#: 113-105-251G

AA P/N	Valve Covers and Kits
113 101 475B	OEM Valve Cover "Each"
043 101 487	Valve Cover Bail "Each"
101401	Chrome Valve Cover "Each"
101411	Chrome Valve Cover Bail "Each"
113 101 475BK	OEM Valve Cover Kit
101401-KIT	Chrome Valve Cover Kit
101440-KIT	Clip on Aluminum Valve Cover Kit
101451	Replacement Bail for Aluminum Valve Cover "Each"
101460-KIT	Bolt on Aluminum Valve Cover Kit
101470	Replacement Hardware for Bolt on Covers
101855	AA Type 4 Bolt-on Aluminum Valve Cover Kit
101855-G	Replacement Gasket for AA Type 4 Bolt-on Valve Cover Kit

■ Valve Covers

These heavy-duty stamped steel valve kits come in black and chrome colors and also include bales, clips, and cork/rubber gaskets. Each component can also be bought separately.

■ Bolt-On Aluminum Valve Covers

Bolt-on aluminum valve covers are ideal for off-road applications by offering mitigating the risk of bale/clip types coming loose and are designed with clearance for high-lift rockers. Cork/rubber gaskets and hardware are included, and o-ring stud seals prevent oil from seeping.

H2

111 105 251A	Pulley Crankshaft 1200cc
113 105 251G	Crankshaft Pulley Mex/BR
111 105 263A	Bolt for Crankshaft Pulley
111 105 259	Washer for Crank Pulley 20.3x44x2
021 119 249EP	Type-4 Ignition Timing Scale Plastic
021 119 249E	Type-4 Ignition Timing Scale Steel
105241	Chrome Crank Pulley Nut & Washer
105284	Chrome Crank Pulley Long Bolt Nut & Washer
105255	Black Anodized Degree Wheel Pully, With AA Logo
105263B	Polished Degree Wheel Pulley, with Holes, "Black Numbers"
105264B	Polished Degree Wheel Pulley, with Holes, "Red Numbers"
105265B	Polished Degree Wheel Pulley, with Holes, "Blue Numbers"
105283B	Polished Degree Wheel Pulley Sand Seal W/Seal & Collar Blk
105353B	Polished Degree Wheel Pulley, No Holes, "Black Numbers"
105354B	Polished Degree Wheel Pulley, No Holes, "Red Numbers"
105355B	Polished Degree Wheel Pulley, No Holes, "Blue Numbers"

ENGINE ACCESSORIES

H2 (Continue)



Part#: 10 5283B



Part#: 105355B



Part#: 105264B



Part#: 105285SB

105285B	HD Sand Seal With Collar for STD Case no machine work
105285SB	Replacement Sand Seal for Collar seal
105286B	HD Sand Seal Pulley Seal-For Cut Case

- AA Performance produces top-quality aluminum pulley that are precision machined and polished and boast 360-degree timing marks. Enhance horsepower by achieving precise timing and valve settings. The sand seal version incorporates a stainless steel collar in the pulley seal area.

H3



Part#: 115311



Part#: 115201



Part#: 115190



Part#: 115601

AA P/N	Other Turn Key Parts
115601	Chrome Stock Dip Stick
115620	Billet Dip Stick
115311	Chrome Oil Filler
115361	Chrome Stock Oil Cap
311 115 541	Oil Filler Rubber Valve
111 115 491	Oil Filler Rubber Grommet
113 115 495	Oil Filler Breather Nut
111 115 487	Oil Cap Gasket
115201	Chrome Sump Plate
115190	Magnetic Oil Drain Plug
021 119 245	Type-4 Lower dip stick tube Bellows

- Replacement engine tin parts and turn key parts.

CARBURETORS & KITS

11



Part#: **113 129 029A**



Part#: **113 129 031KC**



Part#: **113 129 029HBR**



Part#: **PRG SC 3236-C**



Part#: **IDF DC 40CC**

AA P/N	Carburetors Only
113 129 029A	Stock Replacement 30/31 Pict Carburetor
113 129 031KC	Stock Replacement 34 Pict Carburetor
113 129 031KC-9	Stock Replacement 39 Pict Carburetor
113 129 029HBR	Carburetor 31 Pict 3 Brosol

- AA Performance has stock replacement carburetors suitable for both vehicle maintenance and comprehensive restorations. The EMPI 30 PICT-1 carburetor faithfully replicates the performance and appearance of the original "round bowl" 30 PICT-1 carburetor. For 1968-1970 vehicles with the "square bowl" 30 PICT-2 or 30 PICT-3, the 30/31 PICT-3 carburetor serves as an ideal replacement. Additionally, a reproduced version of the popular 34 PICT-3 carburetor is available, complete with throttle shaft bushings and catering to all requirements of 1600cc dual port engines. Gaskets and studs are also included with each carburetor.

PRG SC 3236-C | Progressive Carburetor 32/36 for VW T1

- Manifold is compatible with single or dual-port end castings. The carburetor fits Type 1 and 2 upright engines and is jetted for Type 1 engines. An electric fuel pump is also needed for Type 1 upright engines.

IDF DC 40CC	40mm (IDF style) Carburetor for Duals (no stacks)
IDF DC 44CC	44mm (IDF style) Carburetor for Duals (no stacks)
IDF DC 48CC	48mm (IDF style) Carburetor for Duals (no stacks)
IDF SC 40CC	40mm (IDF style) Carburetor for Singles (no stacks)
IDF SC 44CC	44mm (IDF style) Carburetor for Singles (no stacks)

- AA Performance carburetors provide optimal engine tuning options through precise adjustment of air and fuel metering and come with separate idle and main circuits that feature changeable air and fuel jets. The venturies that control intake air can be easily adjusted, and the accelerator pump can be modified for maximum acceleration. Jets, gaskets, parts are also available, and each kit is pre-jetted for a wide range of VW engines.

CARBURETORS & KITS

12

 Part#:
049 129 412C

049 129 412C Air Bypass Cut Off Valve

- Replacement valve for 34 pict carburetors.


 Part#:
N 13 7791

 Part#:
113 129 707A

N 13 7791 Gasket for Carburetor Base 31 Pict

113 129 707A Gasket for Carburetor Base 34 Pict

- Replacement carburetor gaskets.


 Part#:
311 198 573RK

 Part#:
113 198 575BR

- Replacement gasket sets with o-rings and needles and seats.

113 198 575BR Carburetor Rebuild Kit 28 Pict - 34 Pict-3

311 198 573RK Carburetor Rebuild Kit 32 PDSIT-2/3


 Part#:
113 129 034KIT

113 129 034KIT Adapter Kit 31 Pict to 34 Manifold

- For use with 30/31 carburetor or 34-pict manifold.


 Part#:
113 129 191G

113 129 191G 12V Choke


 Part#:
111 711 501A

111 711 501A Choke Cable

113 129 881A Throttle Return Spring

111 129 201 Carburetor Needle Valve

113 129 451A Accelerator Pump Diaphragm

113 129 323C Injection Tub for Accelerator Pump

070 129 391 Rectangular Carburetor Bowl Float

111 129 391A Round Carburetor Bowl Float

049 129 412C Idle Cut-off Valve

058 129 413D Idle Cut-off Valve 12V G55

113 129 415G Pilot Jet G45

113 129 415B Pilot Jet G50

113 129 415D Pilot Jet G55

- Replacement parts plus pilot jets for carburetors.

CARBURETORS & KITS

13



Part#: IDF RB KIT



Part#: ACC S067K

14



Part#: 111 721 555A



Part#: 311 129 777

15



Part#: IDF VS

AA P/N	Carburetor Rebuild Kits & Gaskets
113 198 575BR	Universal Carburetor Repair Kit 28PICT- 34PICT-3
IDF RB KIT	Universal Carburetor Repair Kit IDF 40-48mm
ACC S067K	Universal Carburetor Repair Kit Kadron 40-44mm
021 129 707D	Intake Manifold Gasket (Metal) for T2 72-74
022 129 707D	Intake Manifold Block for T2 75-79
043 129 707	Intake Manifold Block for T1 75-79
113 129 707A	Carburetor to Manifold Gasket for T1 71-74 T2 71
311 129 707	Intake Sealing Washer 32x38 for T1 66-70 T2 63-70 Ghia 66-70
113 129 717A	Intake Manifold Gasket (Metal) for T1 71-74, T2 71
025 129 717C	Intake Manifold Block for T3 68-73

- Replacement gaskets and replacement gasket sets with o-rings and needles and seats.

AA P/N	Accelerator Cable's
111 721 555A	Accelerator Cable, 2630mm for T1 46-57 & Ghia 56-57
111 721 555C	Accelerator cable T-1, 57-66, 2650mm long
111 721 555E	Accelerator cable T-1, 66-71, 2627mm long
112 721 555	Accelerator Cable, 2650mm for T1 & Ghia 72-74, T2 66-73
133 721 555B	Accelerator Cable, 2608mm for T1 75-79
211 721 555A	Accelerator cable, T-2, 55-65, 3564mm long
211 721 555C	Accelerator cable, T-2, 65-67, 3576mm long
211 721 555D	Accelerator cable, T-2, 68-69, 3576mm long
211 721 555G	Accelerator cable, T-2, 69-71, 3680mm long
211 721 555AA	Accelerator cable, T-2, 75-79, 3458mm long
311 129 777	Barrel Nut for Carb or Heater Control Cables

- Replacement accelerator cables.

AA P/N	Carburetors Velocity Stack
IDF VS	Velocity Stack for 40, 44 & 48 (IDF style) Carburetors

- Replacement velocity stack.

CARBURETORS & KITS

16

Part#: 113 129 709-10

Part#: 113 129 701M

Part#: IDF MO 01

Part#: IDF MO 04

Part#: IDF MO 40P11

Part#: 00-3232-0

AA P/N	Carburetor Manifolds
H40/44 EIS M1	SP Kadron Aluminum Manifolds
113 129 709/10	Dual Port End Castings, PAIR,
113 198 709/10	Dual Port End Castings, PAIR, with clamps and boots
113 198 729CK	Red Silicone intake boot kit With clamps
311 129 707B	Intake Gasket: Dual Port w/o Pin Holes EA
<ul style="list-style-type: none"> Stock-style dual port end castings designed with OEM appearance and fit, including clamps and new urethane intake boots. 	
113 129 701M	30-34 Pict Intake Manifold Center Section
<ul style="list-style-type: none"> This manifold enables the use 30-34 Pict carburetors without the need for adapters. 	

17

Part#: IDF LO T1

AA P/N	IDF Style Linkage and Kits
IDF LO T1S	Type 1 (IDF style) Single Carb Linkage Kit
IDF LO T1	Type 1 (IDF style) Linkage Kit
IDF LO T1A	Type 1 (IDF style) Linkage Kit W/ Air cleaners
IDF LO T1D	Type 1 (IDF style) Linkage Kit W/ Air cleaners & Offset Manifolds



CARBURETORS & KITS

17 (Continue)



Part#: IDF LO T1D



Part#: IDF LO T4A



Part#: IDF LO T4D



Part#: A15013



Part#: 129741



Part#: 129781



Part#: IDF AC 01



Part#: IDF AC 02

AA P/N IDF Style Linkage and Kits

IDF LO T4	Type 4 (IDF style) Linkage Kit
IDF LO T4A	Type 4 (IDF style) Linkage Kit W/ Air cleaners
IDF LO T4D	Type 4 (IDF style) Linkage Kit W/ Air cleaners & Manifolds
C142042	Type 4 Throttle Cable Bracket
C1404001	Progressive Manifold Support Bracket

■ These linkage kits have the same parts used in our carburetor kits.

A15013 Coil Relocation Bracket

■ For the installation of dual carburetors on upright engines, you must separate the coil from the fan housing. A zinc-plated coil relocation bracket offers a convenient solution for setting the coil aside. Does not come with mounting hardware. This bracket is also included in all Type 1 carb kits.

129741	Chrome Air Cleaner W/Foam Element Stock Carb
129781	Chrome Air Cleaner W/Paper Element Stock Carb
IDF AC 02	AA (IDF style) Air Cleaner Assemble
IDF AC 01	AA (IDF style) Air Cleaner Element only

■ Our gauze high-flow air cleaners are designed to be washed and reused. Clamps and vent tubes are also included.

CARBURETORS & KITS

17 (Continue)



Part#: **PRG T1 3236**

PRG T1 3236	Progressive Carburetor 32/36 Kit
PRG T1 3236-C	Progressive Carburetor 32/36 Kit With End castings

- A progressive carburetor kit includes a 32/36 carburetor with an electric choke, manifold, gauze chrome air cleaner, fuel line, hardware, and a uni-link linkage kit.
- Isolated-style manifold for use with dual or single-port end castings. Fits Type 1 & 2 upright engine applications. Recommended to use electric fuel pump on Type 1 & 2 upright motors. Jetted for Type 1 application.



Part#: **IDF T1 40S-EPK**

IDF T1 40S-KIT	Single 40mm IDF Style Carb Kit, With Manifold, W/O End Castings
IDF T1 44S-KIT	Single 44mm IDF Style Carb Kit, With Manifold, W/O End Castings
IDF T1 40S-EPK	Single 40mm IDF Style Complete Carb Kit
IDF T1 44S-EPK	Single 44mm IDF Style Complete Carb Kit
IDF T1 40AAK	Type 1, Dual 40MM IDF AA Carburetor kit
IDF T1 44AAK	Type 1, Dual 44MM IDF AA Carburetor kit
IDF T1 48AAK	Type 1, Dual 48MM IDF AA Carburetor kit
IDF T4 40AAK	Type 4, Dual 40MM IDF AA Carburetor kit
IDF T4 44AAK	Type 4, Dual 44MM IDF AA Carburetor kit
IDF T4 48AAK	Type 4, Dual 48MM IDF AA Carburetor kit

- AA IDF carburetor kits consist of carburetors, high-flow air cleaners with gauze, aluminum hex bar linkages, offset aluminum manifolds, and hardware. Please note that Type 4 manifolds do not feature offset designs.

18



Part#: **IDF JP 1**

AA P/N	Carburetors Jet Kits (IDF & IDA)
IDF JP 1	Jet Pac Kit for Single 40/44 IDF Carbs with 28-32mm Venturi's
IDF JP 2-1	Jet Pac Kit for Dual 40/44 IDF Carbs with 28-30mm Venturi's
IDF JP 2-2	Jet Pac Kit for Dual 44/48 IDF Carbs with 34-36mm Venturi's
IDF JP 2-3	Jet Pac Kit for Dual 44/48 IDF Carbs with 38-40mm Venturi's

- Assorted jet kits for IDF carburetors come in a clear box with compartments for each jet size and a legend on the inside cover.

CARBURETORS & KITS

19

Part#: IDF MJ110

Part#: IDF IJ 040

Part#: IDF AJ 110

AA P/N	Carburetors Jet's (IDF & IDA) Main, Idle, and Air
IDF MJ 110	Main Jet, (IDF & IDA) 1.10
IDF MJ 115	Main Jet, (IDF & IDA) 1.15
IDF MJ 120	Main Jet, (IDF & IDA) 1.20
IDF MJ 125	Main Jet, (IDF & IDA) 1.25
IDF MJ 130	Main Jet, (IDF & IDA) 1.30
IDF MJ 135	Main Jet, (IDF & IDA) 1.35
IDF MJ 140	Main Jet, (IDF & IDA) 1.40
IDF MJ 145	Main Jet, (IDF & IDA) 1.45
IDF MJ 150	Main Jet, (IDF & IDA) 1.50
IDF MJ 155	Main Jet, (IDF & IDA) 1.55
IDF MJ 160	Main Jet, (IDF & IDA) 1.60
IDF MJ 165	Main Jet, (IDF & IDA) 1.65
IDF MJ 170	Main Jet, (IDF & IDA) 1.70
IDF MJ 175	Main Jet, (IDF & IDA) 1.75
IDF MJ 180	Main Jet, (IDF & IDA) 1.80
IDF MJ 185	Main Jet, (IDF & IDA) 1.85
IDF MJ 190	Main Jet, (IDF & IDA) 1.90
IDF MJ 200	Main Jet, (IDF & IDA) 2.00

AA P/N	Carburetors Jet's (IDF & IDA) Main, Idle, and Air
IDF MJ 210	Main Jet, (IDF & IDA) 2.10
IDF IJ 040	Idle Jet, (IDF) .40
IDF IJ 045	Idle Jet, (IDF) .45
IDF IJ 047	Idle Jet, (IDF) .47
IDF IJ 050	Idle Jet, (IDF) .50
IDF IJ 052	Idle Jet, (IDF) .52
IDF IJ 053	Idle Jet, (IDF) .53
IDF IJ 055	Idle Jet, (IDF) .55
IDF IJ 057	Idle Jet, (IDF) .57
IDF IJ 060	Idle Jet, (IDF) .60
IDF IJ 065	Idle Jet, (IDF) .65
IDF IJ 070	Idle Jet, (IDF) .70
IDF AJ 110	Air Jet, (IDF & IDA) .100
IDF AJ 115	Air Jet, (IDF & IDA) .115
IDF AJ 120	Air Jet, (IDF & IDA) .120
IDF AJ 125	Air Jet, (IDF & IDA) .125
IDF AJ 130	Air Jet, (IDF & IDA) .130
IDF AJ 135	Air Jet, (IDF & IDA) .135

AA P/N	Carburetors Jet's (IDF & IDA) Main, Idle, and Air
IDF AJ 140	Air Jet, (IDF & IDA) .140
IDF AJ 145	Air Jet, (IDF & IDA) .145
IDF AJ 150	Air Jet, (IDF & IDA) .150
IDF AJ 155	Air Jet, (IDF & IDA) .155
IDF AJ 160	Air Jet, (IDF & IDA) .160
IDF AJ 165	Air Jet, (IDF & IDA) .165
IDF AJ 170	Air Jet, (IDF & IDA) .170
IDF AJ 175	Air Jet, (IDF & IDA) .175
IDF AJ 180	Air Jet, (IDF & IDA) .180
IDF AJ 185	Air Jet, (IDF & IDA) .185
IDF AJ 190	Air Jet, (IDF & IDA) .190
IDF AJ 195	Air Jet, (IDF & IDA) .195
IDF AJ 200	Air Jet, (IDF & IDA) .200
IDF AJ 205	Air Jet, (IDF & IDA) .205
IDF AJ 210	Air Jet, (IDF & IDA) .210
IDF AJ 215	Air Jet, (IDF & IDA) .215

110

Part#: IDF EM F7

Part#: IDF EM F11

Part#: IDF EM F11

■ These jets and emulsion tubes come in various sizes and fit 40/44 HPMX, 40/44/48 IDF, DCNF, EPC 48/51, 48 IDA, and DCO/DCOE carburetors.

AA P/N	Carburetors Emulsion Tubes IDF & IDA
IDF EM F7	Emulsion Tubes, (IDF & IDA) F7
IDF EM F11	Emulsion Tubes, (IDF & IDA) F11
IDF EM F16	Emulsion Tubes, (IDF & IDA) F16
IDF JH	IDF Emulsion Tube Holder

ENGINE CASES & ACCESSORIES

J1

Part#: 043 101 025

AA P/N	Engine Case
--------	-------------

043 101 025	New AS41 Dual Relief VW Magnesium Engine Case
-------------	---

- This AS41 magnesium alloy dual-relief engine case comes complete with an oil pick-up tube. Fits 1500-1600cc engines or can be adapted for high-performance and racing needs and is also compatible with Metal Cam Plug 113-101-157C. The engine case itself weighs about 25lbs.


Part#: 113 198 033

113 198 033	Case Stud and relief Valve Kit
-------------	--------------------------------

- New engine case hardware kit. Fits all 1600cc style engines.


Part#: 101029B

101029B	8mm Chromoly Head Stud Kit
---------	----------------------------

101028B	10mm Chromoly Head Stud Kit
---------	-----------------------------

101029LB	8mm Chromoly Head Stud Kit 1/2 Inch Longer
----------	--

101028LB	10mm Chromoly Head Stud Kit 1/2 Inch Longer
----------	---

101038LB	Type 4 10mm Chromoly Head Stud Kit 1/2 Inch Longer
----------	--

- AA Performance offers high-quality Chromoly Case Studs designed to provide superior and consistent clamping force essential for modern high-performance VW engines. These Chromoly Studs are crafted from premium-grade materials and precisely machined to resist stretching and fatigue. EMPI Chromoly Case Studs are available in 8mm or 10mm thread options, with variations in stock length or +1/2" longer to cater to stroker applications or other specific needs. Each kit includes O.E. style hardened washers and hex nuts for a comprehensive package.


Part#: 101029LB

Part#: 111 101 123

111 101 123	Crank Bearing Dowel Pin
-------------	-------------------------

- A set of 5 dowel pins.


Part#: 113 101 157C

113 101 157C	Case Cam Plug
--------------	---------------

- Prevent engines from leaking with cam plugs.


Part#: 101015

101015	VW Engine Mount Bolt Set, 5 pcs
--------	---------------------------------

- Mount Type 1 Engine Cases to Type 1 Transmissions.

ENGINE CASES & ACCESSORIES

J1 [Continue]



Part#: **101017**

101017 Engine Lock Nut Set

- These lock nuts exhibit exceptional resistance to vibration, ensuring consistent torque and preventing oil seepage under harsh operating conditions.



Part#: **101019**

101018 Deluxe Engine Hardware Kit, 8mm

101019 Deluxe Engine Hardware Kit, 10mm

- All the hardware needed for assembling your engine to factory specifications.



Part#: **113 101 131A**



Part#: **111 101 149A**

113 101 131A Case Nut 12mm Self Seal

043 101 129 Washer for Case Studs

111 101 149A Oil Pick Up Pipe

113 101 125 O-Ring for Case Studs

070 115 315 Gasket for Blind Flange Plate

111 199 101 Starter Bolt (10x110mm)



Part#: **043 101 129**



Part#: **111 101 135**

N10 470 7 Hex Bolt 10x70mm

N10 500 1 Starter Bolt 10x110mm

N14 411 4 Stud 10x85mm Equal Ends

021 101 107 Bushing for Damper on Main Stud

111 101 135 Captive Nut for Crankcase

CHM02-1211 ThreeBond Silicone Liquid Gasket, TB1211

- Replacement parts and hardware for engine cases.

J2



Part#: **043 101 025AL**

- Produced from high-quality aluminum and CNC machined.
- Approximately 44 lbs.
- Dual Relief Design for Type 1, 2, or 3 engines.
- 2 Shuffle Pins for added strength and tight fittings.
- A Bubble Top/Raised Roof Design incorporates a robust radius feature, enhancing strength and providing ample clearance for cranks up to 86mm.
- Filled-in (not welded) support behind #3 cylinder.
- Drilled & Tapped for Full Flow with supplied plugs.
- Main Oil Gallery tapped for ease of cleaning.
- Includes an oil pick-up tube.
- Changes to fan housing will be needed
- Compatible with Metal Cam Plug 113 101 157C
- If not machined for a Sand Seal, a steel hub pulley or a bolt-in Sand Seal pulley kit is needed.

AA P/N Autolina Aluminum Cases

043 101 025AL	Aluminum Stock Engine Case Universal
AL-16-01697	Aluminum Super Case 90.5/92 Bore 8 or 10mm Case Savers
AL-16-02697	Aluminum Super Case 90.5/92 8 or 10mm Studs Sand Seal
AL-16-01698	Aluminum Super Case 94 Bore 8 or 10mm Case Savers
AL-16-02698	Aluminum Super Case 94 Bore 8 or 10mm Studs Sand Seal
AL-16-03683	Aluminum Super Case 85 Bore Raised Deck

ENGINE CASES & ACCESSORIES

J3

 Part#: **031 T1 STAND**

031 T1 STAND Bench Mount Engine Stand

- This workbench-mountable stand is equipped with a convenient swivel head and is designed for securely holding engines or transmissions.
Compatible with type 1, 2, 3, and 4 VW engines and transmissions as well as Porsche 356, 912, and 914 engines and transmissions.


 Part#: **000500**

000500 Oil Pump Puller

- The oil pump puller protects 6 and 8mm pump bodies to prevent damage to them. This is not compatible with full-flow pumps as they only have a single hole.

OIL PUMPS, COOLING & SEPARATORS

K1

 Part#: **311 115 107HD**

 Part#: **111 115 107AHD**


AA P/N	Oil Pump
AA115107AKHDC	AA Oil Pump 8mm Stud, 26mm Gears, Single Relief Case
AA115107BHDC	AA Oil Pump 8mm Stud, 30mm Gears, "Dish" Cam
AA115107S30C	AA Oil Pump 8mm Stud, 30mm Gears, "Flat" Cam
AA115107S30SC	AA Spin On Oil Filter Pump 8mm Stud, 30mm Gears, "Flat" Cam
311 115 107HD	SCHADEK Oil Pump 6mm Stud, 26mm Gears, Single Relief Case
311 115 107AK	SCHADEK Oil Pump 8mm Stud, 21mm Gears, Single Relief Case
311 115 107AHD	SCHADEK Oil Pump 8mm Stud, 30mm Gears, Single Relief Case
111 115 107AK	SCHADEK Oil Pump 8mm Stud, 21mm Gears, "Flat" Cam
111 115 107AHD	SCHADEK Oil Pump 8mm Stud, 26mm Gears, "Flat" Cam
111 115 107S30	SCHADEK Oil Pump 8mm Stud, 30mm Gears, "Flat" Cam
111 115 107AFF	SCHADEK Oil Pump 26mm Gears, "Flat" Cam For Full Flow Only
111 115 107S30FF	SCHADEK Oil Pump 30mm Gears, "Flat" Cam For Full Flow Only
111 115 107BK	SCHADEK Oil Pump 8mm Stud, 26mm Gears, "Dish" Cam
111 115 107BHD	SCHADEK Oil Pump 8mm Stud, 30mm Gears, "Dish" Cam
021 115 107AK	SCHADEK Oil Pump 8mm Stud, 26mm Gears, Type 4
021 115 107AKCVR	SCHADEK Oil Pump 8mm Stud, 26mm Gears, Type 4 w/ Cover

- Schadek aluminum oil pumps are designed to enhance volume and pressure, resulting in cooler engine oil temperatures. These pumps are now offered in a full-flow oil pump variant with 21, 26, or 30mm gears and without an outlet port for 3-rivet cam engines. Pumps are also available with 21, 26, or 30mm gears for 3-rivet cam engines, or 26mm gears specifically for 4-rivet cam engines. Gaskets and hardware are also supplied, but pump covers are sold separately.

OIL PUMPS, COOLING & SEPARATORS

K2

 Part#: **115151C**

 Part#: **115151B**

 Part#: **117227**

115151C	AA Flat Steel Oil Pump Cover
115151B	Oil Pump Cover- Full Flow Cast Iron W/Fitting
115000	3/8" Male with 1/2" Hose Barb Brass Fitting, Ea.

- These oil pump covers are designed with a threaded boss that allows compatibility with full flow filters or coolers. They are also compatible with all VW pumps featuring 8mm bolt holes.

117227	90 Degree 3/8" Male x 3/8" Female NPT Brass Fitting, Ea.
--------	--

- This fitting is used when a straight fitting will not fit due to clearance issues.
- The male part of this fitting will screw into a 3/8" tapped hole (for example a full-flow tapped case, oil filter head, or thermostat).
- The female part of this fitting allows you to screw a 3/8" NPT barb fitting into it which you can then attach your oil hose.

K3

 Part#: **111 115 161**

 Part#: **111 115 111A**

 Part#: **111 115 111B**

 Part#: **111 115 131A**

AA P/N Oil Pump Gaskets and Seals

111 115 161	8mm oil Pump Red Seal Nut
111 115 111A	6mm, Oil Pump case gasket
111 115 111B	8mm, Oil Pump case gasket
111 115 131A	6mm, Oil Pump cover gasket
111 115 131B	8mm, Oil Pump cover gasket

- For use with 30/31 carburetor or 34-pict manifold.

K4

 Part#: **111 115 175A**

AA P/N Engine Oil Screens

111 115 175A	Type 1 36HP Oil Screen
311 115 175A	Type 1, 2, & 3 Oil Screen, Small Hole (Early)
111 115 175B	Type 1, 2, & 3 Oil Screen, Large Hole (Late)
021 115 175	T-2 72-79, Vanagon 80-83, 914 70-76, Oil Screen

OIL PUMPS, COOLING & SEPARATORS

K4 (Continue)



Part#: **311 115 175A**



Part#: **021 115 175**



Part#: **021 198 031**



Part#: **616 101 380 00**

AA P/N	Engine Oil Screens
111 198 031	Oil Strainer Gasket Set, Type 1, 2, & 3 40HP,1300, 1500, & 1600
021 198 031	Oil Strainer Gasket Set, T-2 72-79, Vanagon 80-83, 914 70-76
616 101 380 00	Oil Strainer Porsche 356//912

■ Replacing this screen after every oil change will help your engine last longer.

K5



Part#: **111 117 021EEC**



Part#: **113 117 301**



Part#: **113 117 021**



Part#: **068 117 021B**



Part#: **021 919 081B**

AA P/N	Oil Coolers
111 117 021EEC	Type 1 Dog House Oil Cooler Early
113 117 021	Type 1 Dog House Oil Cooler 5 Plate
113 117 301	Type 1 Dog House Oil Cooler Intermediate Flange
021 117 021B	Type 4 Oil Cooler 1700-2000 & Porsche 914 7 Plate
068 117 021B	Waterbox Oil Cooler 83-91
111 117 151	Type 1 Oil Cooler Seal Early 8/8mm
311 117 151A	Type 3 Oil Cooler Seal Early 8/8mm
021 117 151AR	Type 1 Oil Cooler Seal Late Doghouse 10/10mm
111 198 029	Type 1 Oil Cooler Conversion Seal kit 8/10mm
038 117 070A	Waterbox Oil Cooler O-Ring
021 919 081B	Oil Pressure Switch (Each)

■ Maintain your engine's coolness by swapping out old and worn-out doghouse oil coolers. The flange will be needed as an adapter if transitioning from the early-style cooler.

OIL PUMPS, COOLING & SEPARATORS

K6



Part#:
021 115 351AGR

AA P/N	Oil Filters
AA 115 107 SF	AA Oil Filter for AA Spin on Pump
021 115 351AGR	Type 4 /914 Mahle oil Filter
■ Replacement oil filters.	

K7



Part#:
996 107 023 04



Part#:
996 107 023 55



Part#:
996 107 026 01



Part#:
996 107 026 51

- The separators capture residual gases and vapors from the crankcase and redirects them into the intake manifold for combustion to reduce engine emissions. Separators fit 3.4L and 3.6L engines.

AA P/N	Porsche Oil Separators
996 107 023 04	Porsche Boxster 1997-02 Engine Oil Separator
996 107 023 55	Porsche 911 Carrera 1999-01 Engine Oil Separator
996 107 026 01	Porsche Boxster/Cayman 2004-08 Engine Oil Separator
996 107 026 51	Porsche 911 Carrera 2002-07 Engine Oil Separator

FUEL PUMPS & ACCESSORIES

L1

 Part#: 113 127 025BD

 Part#: 113 127 025G

 Part#: 113 127 025G

 Part#: 113 127 307

 Part#: I-BT-4

 Part#: 803 201 511C

AA P/N	Fuel Pump & Accessories
113 127 025BD	Brosol Fuel Pump Type 1 & 2 Universal
113 127 025CD	Brosol Fuel Pump Generator Type
113 127 025G	Brosol Fuel Pump Alternator Type
113 127 025E	AA Fuel Pump Alternator Type

- Stock replacement fuel pumps.

AA P/N	Fuel Pump & Accessories
113 127 307	Push Rod, Fuel Pump (107.5mm) 4 1/4" Long for BCD Pump
113 127 307A	Push Rod, Fuel Pump (100mm) 4" Short for G Pump
I-BT-4	7mm Brass Fuel Tee
I-6202	Mini Fuel Hose Clamp
N 20 357 1-R	7mm Rubber Fuel Line, Per Foot
803 201 511C	fuel filter

- Stock replacement carburetor parts. Fuel filters keep carburetors free of particulates.


 Part#: 111 198 551

 Part#: 69 469

 Part#: 113 127 303

AA P/N	Fuel Pump & Accessories
111 198 551	36HP Fuel Pump Rebuild Kit
111 198 555	Fuel Pump Rebuild Kit
211 127 025	40HP Fuel Pump
69 469	Electric Fuel Pump
UN 750 0614	Electric Fuel Pump Universal
111 127 303	36HP Fuel Pump Flange
113 127 303	Fuel Pump Flange
021 127 303	Fuel Pump Flange for Type-4
021 127 307A	T4 Push Rod Fuel Pump
113 127 311	Gasket for Fuel Pump Flange to Case
113 127 313	Gasket for Fuel Pump Flange to Pump
113 127 521A	Fuel Line to Pump

- Stock replacement parts for fuel pumps.

CLUTCHES & KITS

M1



Part#: 311 141 025EKC



Part#: 311 141 025CKP



Part#: 311 141 025EK



Part#: 029 141 025BK

AA P/N	VW Stock Clutch Kits
311 141 025EKC	AA Complete Clutch Kit 200mm Type 1, 2, & 3 Early 67 to 70
311 141 025CKC	AA Complete Clutch Kit 200mm Type 1, 2, & 3 Late 71 to 79
311 141 025EKP	AA Performance Clutch Kit 200mm Type 1, 2, & 3 Early 67 to 70
311 141 025CKP	AA Performance Clutch Kit 200mm Type 1, 2, & 3 Late 71 to 79
311 141 025EK	Sachs Complete Clutch Kit 200mm Type 1, 2, & 3 Early 67 to 70
311 141 025CK	Sachs Complete Clutch Kit 200mm Type 1, 2, & 3 Late 71 to 79
300 005 100 2	Clutch Kit, 210mm for Type-2, 72-74
029 141 025BK	Clutch Kit, 228mm for Type-2, 76-79

- These comprehensive clutch kits include all necessary components for clutch replacement: a new pressure plate, a clutch disc, a throw-out bearing with clips, and a clutch alignment tool.

M2



Part#: 211 141 025DC



Part#: 311 141 025EC



Part#: 311 141 025CC

- Choose from our range of high-quality replacement pressure plates, available in both 180mm and 200mm options.

AA P/N	VW & Porsche Stock Clutch Discs & Covers
211 141 025DC	Pressure Plate 180mm Type 1, 2, & 3 Early 66 & Down
311 141 025EC	Pressure Plate 200mm Type 1, 2, & 3 Early 67 to 70
311 141 025CC	Pressure Plate 200mm Type 1, 2, & 3 Late 71 to 79

CLUTCHES & KITS

M2 (Continue)



Part#: 211 141 025DC



Part#: 311 141 025EC



Part#: 311 141 025CC

- Upgrade your clutch system with these Sachs pressure plates, delivering powerful and smooth clutch operation while providing superior spring pressure compared to stock plates. Choose from a range of sizes including 180mm, 200mm, 210mm, 215mm, and 228mm to suit your specific needs.

211 141 025DBR	Sachs Pressure Plate 180mm Type 1, 2, & 3 Early 66 & Down
311 141 025EBR	Sachs Pressure Plate 200mm Type 1, 2, & 3 Early 67 to 70
311 141 025CBR	Sachs Pressure Plate 200mm Type 1, 2, & 3 Late 71 to 79
022 141 025A	Sachs Pressure Plate 215mm Type 4
022 141 025G	Sachs Pressure Plate 210mm Type 2 72 to 74
029 141 025B	Sachs Pressure Plate 228mm Type 2 76 to 79
901 116 001 01	Sachs Pressure Plate 215mm Porsche 911/912E/914 65 to 76
616 116 012 01	Sachs Pressure Plate 180mm Porsche 356, 50 to 65
616 116 014 02	Sachs Pressure Plate 200mm Porsche 356, 50 to 65
616 116 019 00	Sachs Pressure Plate 200mm Porsche 912, 65 to 69



Part#: 311 141 031BC



Part#: 311 141 031DC



Part#: 111 141 031EBR



Part#: 914 116 011 03

111 141 031EC	Clutch Disc STD Hub 180mm Type 1, 2, & 3 Early 66 & Down	311 141 031DKV	Valeo Clutch Disc Spring Hub 200mm T1, 2, & 3 67 to 79
311 141 031BC	Clutch Disc STD Hub 200mm Type 1, 2, & 3 67 to 79	211 141 032C	Sachs Clutch Disc 210mm Type 2 72 to 74
311 141 031DC	Clutch Disc Spring Hub 200mm T1, 2, & 3 67 to 79	029 141 031B	Sachs Clutch Disc 228mm Type 2 76 to 79
111 141 031EBR	Sachs Clutch Disc STD Hub 180mm Early 66 & Down	914 116 011 03	Sachs Clutch Disc Spring Hub 215mm T4, 914 70 to 76
111 141 031FBR	Sachs Clutch Disc Spring Hub 180mm Early 66 & Down	692 116 016 00	Sachs Clutch Disc Spring Hub 200mm 356/912 50 to 69
311 141 031BBR	Sachs Clutch Disc STD Hub 200mm Type 1, 2, & 3 67 to 79		

- These clutch discs are to be used with the pressure plates. A variety of sizes are available.

CLUTCHES & KITS

M2 (Continue)



Part#: 111 141 165AC



Part#: 113 141 165BC



Part#: 111 141 165A



Part#: 113 141 165B



Part#: 901 116 081 11

- When replacing the pressure plate and/or disc, throw-out bearings are needed for proper functionality, and clips keep the bearings secure in their positions.

111 141 165AC	AA Throw-out Bearing With Clips Early Type 1
113 141 165BC	AA Throw-out Bearing Late Type 1, Type 4 & WaterBoxer
111 141 165A	Sachs Throw-out Bearing With Clips Early Type 1
113 141 165B	Sachs Throw-out Bearing Late Type 1, Type 4 & WaterBoxer
901 116 081 11	Sachs Throw-out Bearing Porsche 911/912/914 65 to 76

M3



Part#: 311 141 025ECHD1



Part#: KEP1

AA P/N VW & Porsche Performance Clutch Discs & Covers

311 141 025ECHD1	Stage 1, HD Pressure Plate 200mm Type 1, 2 & 3 Early & Late
KEP1	Kennedy Stage 1, Pressure Plate VW Type 1, 2 & 3
KEP1-356	Kennedy Stage 1 Pressure Plate, Porsche 356 200mm, D/25mm
KEP1-914	Kennedy Stage 1, Pressure Plate, Porsche 914 215mm
KEP1L	Kennedy Stage 1, Pressure Plate VW Type 1, 2 & 3 Late Only
KEP2	Kennedy Stage 2, Pressure Plate VW Type 1, 2 & 3
KEP2-356	Kennedy Stage 2, Pressure Plate, Porsche 356 200mm, D/25mm
KEP2-914	Kennedy Stage 2, Pressure Plate, Porsche 914 215mm
KEP2L	Kennedy Stage 2, Pressure Plate VW Type 1, 2 & 3 Late only
KEP3	Kennedy Stage 3, Pressure Plate VW Type 1, 2 & 3
KEP4	Kennedy Stage 4, Pressure Plate VW Type 1, 2 & 3

- For drag racing, off-road, sand competition, and performance street applications, Kennedy Clutches have established themselves as a trusted choice. All clutches are provided with a metal ring, and the center ring can be removed to suit late-model applications.

CLUTCHES & KITS

M3 (Continue)



Part#: KE1-914



Part#: KEP2



Part#: KEP3



Part#: 311 141 031BHD



Part#: 311 141 031BP



Part#: 311 141 031KL

311 141 031BHD : Daikin Ridged Disc Metal Woven 200mm
 AC141150 : Daikin Ridged Disc Super Duty Metal Woven 200mm

- Daikin metal-woven performance clutches have a 200mm/8" diameter with a solid center and are made of high-quality friction material to prevent slippage. They are ideal for street or strip applications when used with a stage 1 or stage 2 pressure plate.

311 141 031BP : AA 4 Puck Clutch Disc 200mm

- This clutch disc is designed with ceramic discs, stainless rivets, and extended splines and is intended for competition use.

311 141 031KL : AA Kush-Lok Clutch Disc 200mm

- This clutch disc has a diameter of 200mm and features a triple "sandwich" center that offers Kush Lock action.



Part#: KE1 4P 200



Part#: KE1 6P 200



Part#: KE1 6P 228

KE1 4P 200 : KE1 4 Puck Clutch Disc

KE1 6P 200 : KE1 6 Puck Metallic Clutch Disc 200mm

KE1 6P 228 : 6 Puck Metallic Clutch Disc 228mm

TRANSMISSION ACCESSORIES

N1


 Part#: **111 398 005**

 Part#: **311 598 051**

 Part#: **111 501 131**

 Part#: **001 398 227**

 Part#: **113 311 113A**

AA P/N	Transmission Gasket Sets, Seals
111 398 005	Gasket Set: Transmission, Type 1 Swing & IRS
111 501 131	Gasket Rear AXL (Rear Axle Tube Flange Gasket)
311 598 051	Rear Axle Seal Kit 1 Thru 68
111 598 021AGR	Swing Axle boot kit, German
001 398 227	Transmission Nose cone bushing kit

AA P/N	Transmission Gasket Sets, Seals
113 311 113A	Transmission Main Shaft Seal, 1961-91 Manual Transmissions

■ A variety of gaskets, seals, and other parts are available for your transmissions.

N2


 Part#: **113 301 263X**

 Part#: **311 301 265AX**

 Part#: **113 701 173**

 Part#: **113 301 263CX**

 Part#: **113 301 264X**

 Part#: **113 301 265EX**

 Part#: **211 199 231AX**

 Part#: **021 199 231CX**

 Part#: **211 301 265**

 Part#: **111 301 255A**

AA P/N	Engine & Transmission Mounts
113 301 263X	Rear Transmission Mount (2 per car) for T1 52-72, T2 50-67, T3 64-73
311 301 265AX	Front Transmission Mount for T1 62-65, T3 62-65 & Ghia 62-65
311 301 343	Front Transmission Mount Centering Sleeve for T1 62-65, T3 62-65
311 301 265BX	Front Transmission Mount for T1 66-72, T3 66-67, Ghia 66-72
113 701 173	Transmission Mount Bracket for T1 66-72
113 301 263CX	Rear Transmission Mount, Left for T1 73-79 & Ghia 73-74
113 301 264X	Rear Transmission Mount, Right for T1 73-79 & Ghia 73-74
113 301 265EX	Front Transmission Mount for T1 73-79 & Ghia 73-74

AA P/N	Engine & Transmission Mounts
211 301 265	Front Transmission Mount, 8mm Stud for T2 60-62
211 199 231AX	Transmission Mount Support Bar, Left & Right for T2 68-71
021 199 231CX	Engine Support Mount, Left & Right for T2 72-79
211 599 431	Transmission Bus Mount for T2 72-79
070 199 231	Inner Engine Mount (2 per car) for Van 80-91
070 199 231AX	Outer Engine Mount (2 per car) for Van 80-91
251 399 201K	Automatic Transmission Mount for Vanagon 80-85
211 599 227	Gearbox Front Mount for T2 72-79
■ Brand new rubber mounts to replace old and worn mounts.	
111 301 255A	Transmission Support (Cradle Mount), T1 50-72, T2 50-67, T3 62-67

STARTING, CHARGING & IGNITION

01

 Part#: **GR15N**

 Part#: **30019**

 Part#: **SR15NC**

 Part#: **SR15N**

GR15N Generator, 12 Volt, "Bosch"

30019 12 Volt Voltage Regulator "Bosch"

- Bosch generators are unparalleled in quality. No core required.

SR15NC Starter, 12 Volt Manual Trans

SR15N Starter, 12 Volt Manual Trans "Bosch"

- The cranking power of Bosch starters is unparalleled in quality. No core required.


 Part#: **AL82NC**

 Part#: **AL82NC60C**

 Part#: **AL82NC-BK**

- Obtain the necessary power for demanding accessories and high-output ignition systems. These all-new alternators deliver higher amperage than stock units with no rebuilt components utilized.

AL82NC Alternator, 12 Volt, 60 AMP

AL82N75C Alternator, 12 Volt, 75 AMP

AL82NC60C Alternator, 12 Volt, 60 AMP "Chrome"

AL82NC75C Alternator, 12 Volt, 75 AMP "Chrome"

AL82NC-BK Alternator, 12 Volt, 60 AMP "Black"

AL82N75C-BK Alternator, 12 Volt, 75 AMP "Black"

02

 Part#: **IMI-101**

 Part#: **IMI-104**

 Part#: **IMI-105**

AA P/N Hi Torque Performance Starters

IMI-101 IMI Hi TorqueStarter, 12 Volt 1.2kW VW Type 1

IMI-101N IMI Hi TorqueStarter, 12 Volt 1.4kW VW Type 1

IMI-104 IMI Hi TorqueStarter, 12 Volt 1.2kW VW Type 2 091/094 Bus

AA P/N Hi Torque Performance Starters

IMI-104N IMI Hi TorqueStarter, 12 Volt 1.4kW VW Type 2 091/094 Bus

IMI-105 IMI Hi TorqueStarter, 12 Volt 1.2kW for VW 6V/Porsche 356

STARTING, CHARGING & IGNITION

02 (Continue)



Part#: **903111**

903111 Chrome Generator/Alternator Pulley

- At least 10 shims are needed to install a pulley.



Part#: **903861**

903861 Chrome Generator/Alternator Pulley Nut and Hub

- A cone-shaped spacer and sleek cap-style pulley nut add a refined touch to all stock and chrome pulleys.



Part#: **903401**

905050 Zinc Generator/Alternator Strap

903401 Chrome Generator/Alternator Strap

903401SS Chrome Gen/Alt Stainless Steel Strap W/T-Bolt

- Add an appealing aesthetic while securely fastening a 12-volt alternator or generator with a stock-style strap.



Part#: **903401SS**



Part#: **119591**

119591 Chrome Mesh Gen/Alt Pulley Guard

- The chrome mesh VW pulley guard installs to the generator or alternator stand and covers the upper and lower pulleys and belt. The pulley guard is great for keeping fingers out of the belt!
- Fits 1300 through 1600cc engines which were which were original in 1966 through 1977 Standard Beetles, 1971 through 1979 Super Beetles, 1966 through 1974 Karmann Ghias, 1963 through 1971 Type 2 Bus models, and 1973 through 1974 Things.



Part#: **113 101 211G**



Part#: **113 101 211G-BK**



Part#: **113 115 495**



Part#: **113 101 221B**

113 101 211G Generator/Alternator Stand

113 101 211C Generator/Alternator Stand "Chrome"

113 101 211G-BK Generator/Alternator Stand "Black"

113 101 219 Generator/Alternator Stand Gasket

113 101 221B Generator/Alternator Stand Oil Deflector

113 115 495 Oil Filler Breather Nut

111 903 137DC Type 1 Fan belt 9.5 X 905



Part#: **113 101 219**



Part#: **111 903 137DC**

STARTING, CHARGING & IGNITION

03

 Part#:
131 119 031

 Part#:
113 119 031B HDW

AA P/N	Alternator Fans
131 119 031	Cooling Fan Dog House 11/4"-32mm Thick
113 119 031B	Cooling Fan Dog House 17/16"-36.51mm Thick
113 119 031B HDW	Cooling Fan Dog House 17/16"-36.51mm Thick Tig Welded
113 119 031B HDB	Cooling Fan Dog House 17/16"-36.51mm Tig Welded & Balanced
111 198 123A	Fan Hub kit, 3PCS
111 903 131A	Generator Pulley and Fan Shim

- The cooling fan is a vital yet often overlooked part of air-cooled engines. Damaged fins, worn hubs, or misshapen fans can cause significant engine damage. The newer factory fan is wider and compatible with AA Performance fan housing as well as stock Type 1 & 2 Doghouse fan shrouds. The 131 119 031 fan is compatible with 36HP style fan shrouds as well as 71 & later stock Doghouse fan shrouds. The 113 119 031BHD fans have 56 welds, 28 on each side in an alternating pattern, and then balanced for higher RPM engines.

04

 Part#:
AL82N75C-KIT

 Part#:
AL82N75C-B-M

 Part#:
AL82NC75C-MF

AA P/N	Alternator Conversion Kit's
AL82NC-KIT	60 AMP Alternator Conversion Kit 4 PCS
AL82NC60C-KIT	60 AMP Chrome Alternator Conversion Kit 4 PCS
AL82NC-B-KIT	60 AMP Black Alternator Conversion Kit 4 PCS
AL82N75C-KIT	75 AMP Alternator Conversion Kit 4 PCS
AL82NC75C-KIT	75 AMP Chrome Alternator Conversion Kit 4 PCS
AL82N75C-B-KIT	75 AMP Black Alternator Conversion Kit 4 PCS
AL82NC60-M	60 AMP Alternator Master Conversion Kit 8 PCS
AL82NC60C-M	60 AMP Chrome Alternator Master Conversion Kit 8 PCS
AL82NC60-B-M	60 AMP Black Alternator Master Conversion Kit 8 PCS
AL82N75C-M	75 AMP Alternator Master Conversion Kit 8 PCS
AL82NC75C-M	75 AMP Chrome Alternator Master Conversion Kit 8 PCS
AL82N75C-B-M	75 AMP Black Alternator Master Conversion Kit 8 PCS
AL82NC60-MF	60 AMP Alternator Master Conversion Kit 10 PCS W/ welded fan
AL82NC60C-MF	60 AMP Chrome Alternator Master Conversion Kit 10 PCS W/ welded fan
AL82N75C-MF	75 AMP Alternator Master Conversion Kit 10 PCS W/welded fan
AL82NC75C-MF	75 AMP Chrome Alternator Master Conversion Kit 10 PCS W/ welded fan

- Conversion kits are great for upgrading your old 12-volt generator.
- All kits come with the following:
 - Alternator stand
 - Stainless steel strap
 - AA Performance 3-piece backing plate kit
 - 2 wood-duff keys
- Master conversion kits (M) also include:
 - Chrome pulley
 - Fan belt
 - Pulley nut
 - 7 spacers
- A more complete master conversion kit (MF) can also include a welded fan which only works with doghouse shrouds.



STARTING, CHARGING & IGNITION

05



Part#: **113 105 231B-kit**



Part#: **905000**



Part#: **905001**

AA P/N	Distributors and Components
111 105 233	Distributor: Drive Pinion Spring
111 105 235A	Shim, Distributor drive pinion (0.6mm)
113 105 231B	Distributor Drive Pinion Gear, 1200-1600cc
113 105 231B-kit	Distributor Drive Pinion Gear Assembly

905000	Zinc Distributor Clamp
905001	Chrome Distributor Clamp
<ul style="list-style-type: none"> Zinc and chrome clamps are available to replace old and worn clamps 	



Part#: **RPM VW06**



Part#: **311 998 063**



Part#: **00-8747-0**



Part#: **178009**



Part#: **04006**

RPM VW06	009 Distributor Centrifugal Advance High Quality
178009	AA 009 Distributor Centrifugal Advance
178009C	AA 009 Distributor Centrifugal Advance Chrome
178009CF	AA 009 Distributor, with COMPUFIRE Elec Ign
178009C CF	AA 009 Distributor, with COMPUFIRE Elec Ign Chrome
178009P	AA 009 Distributor, with PERTRONIX Elec Ign
178009CP	AA 009 Distributor, with PERTRONIX Elec Ign Chrome

311 998 063	Doduco 009 Ignition Points
02054	Bosch 009 Condenser
03010	Bosch 009 Condenser
04006	Bosch 009 Distributor Rotor

998201	Plug Wire Separators "Chrome"
998204	Plug Wire Separators "Red"
998205	Plug Wire Separators "Blue"
998206	Plug Wire Separators "Yellow"

- AA Performance's chrome vacuum advance distributors deliver a smooth advance curve.
- Vintage-style distributors are also available featuring a black cast steel body to match the retro brown bakelite distributor cap. They offer the same advance curve as the Bosch .009 distributor. All distributors include a cap, rotor, points, condenser, and o-ring.

STARTING, CHARGING & IGNITION

05 (Continue)



Part#: 00012



Part#: 00012M



Part#: 311 998 031D



Part#: 00016



Part#: 008 468 22



Part#: 905251

00012	Bosch High Performance Coil (Blue)	311 998 031D	VW Plug Wire Set Type 3
00012M	Bosch High Performance Coil (Black) Mexico 12 Volt	021 998 031A	VW Plug Wire Set Type 4/ Porsche 914
00016	Bosch High Performance Coil (Silver) 6 Volt	008 468 22	Porsche/VW Spark Plug Holder
		905251	Chrome Coil Cover and Bracket

06



Part#: 2120



Part#: PER-1847A



Part#: PER-1847V



Part#: PER-91847A

AA P/N	Spark Plugs
7902	Bosch Super Plus Spark Plug 14mm 1/2 Reach
7904	Bosch Super Plus Spark Plug 14mm 3/4 reach
2120	NGK Spark Plug 12mm 3/4 reach
008 356 SPW	Porsche 356 / 911 Spark Plug Wrench w/ 6 Point Wrench

PER-1847A	Pertronix Ignitor Electronic Ignition for Bosch 009 Style Dist
PER-1847V	Pertronix Ignitor Electronic Ignition for Stock Style Vacuum Advance Dist. ALL T-1,2,3,4 1968 and later including 1970-76 PORSCHE 914, and 1976 912E
PER-91847A	Pertronix Ignitor II Electronic Ignition for Bosch 009 Style Dist

- The ignitor delivers double the voltage to spark plugs and feature an adaptive dwell to sustain peak energy across all RPMs, minimizing misfires and enhancing engine performance.

STARTING, CHARGING & IGNITION

07



Part#: PER-186604



Part#: PER-186504



Part#: PER-180810



Part#: PER-180813

- Our cast steel distributors resemble the Bosch .009 distributor and are assembled with a point, cap, rotor, condenser, and o-ring.
- For VW Type I engines, Pertronix flame-thrower billet distributors offer substantial enhancements compared to point distributors and ensure reliable performance in the long run. Installing these distributors in the engine merely requires connecting two wires before starting it up.

AA P/N	Pertronix Distributors for Porsche & VW
PER-186604	Pertronix Flame-Thrower CAST Distributor, w/ Ignitor Electronic Ignition
PER-186504	Pertronix Flame-Thrower CAST Distributor, w/ Vacuum Adv and Ignitor Electronic Ignition
PER-180810	Pertronix Flame-Thrower Billet Distributor, w/Black Cap and Ignitor II Electronic Ignition
PER-180813	Pertronix Flame-Thrower Billet Distributor, w/Grey Cap and Ignitor II Electronic Ignition
PER-182604	Pertronix Flame-Thrower CAST Distributor, w/ Ignitor II Electronic Ignition
PER-182504	Pertronix Flame-Thrower CAST Distributor, w/Vacuum Adv and Ignitor II Electronic Ignition

08



Part#: PER-40501



Part#: PER-40511

AA P/N	Pertronix Coils & Wires
PER-40501	Pertronix Flame-Thrower Chrome 3.0 ohm Coil, (use w/ Ignitor Electronic Ignition) (for VW and Porsche)
PER-40511	Pertronix Flame-Thrower Black 3.0 ohm Coil, (use w/ Ignitor Electronic Ignition) (for VW and Porsche)

STARTING, CHARGING & IGNITION

08 [Continue]



Part#: **PER-704101**



Part#: **PER-8043VW**

- Pertronix flame-thrower spark plug wires deliver increased power to the spark plug through enhanced RFI suppression and dual current paths. These wire sets are designed with factory terminated ends to ensure connection quality and perfect fitting without the need to cut, crimp, or splice.

PER-704101	Pertronix Flame-Thrower 7mm Custom Fit Spark Plug Wires, Black
PER-704301	Pertronix Flame-Thrower 7mm Custom Fit Spark Plug Wires, Blue
PER-704401	Pertronix Flame-Thrower 7mm Custom Fit Spark Plug Wires, Red
PER-704501	Pertronix Flame-Thrower 7mm Custom Fit Spark Plug Wires, Yellow
PER-8042VW	Pertronix Flame-Thrower 8mm Black Spark Plug Wires
PER-8043VW	Pertronix Flame-Thrower 8mm Blue Spark Plug Wires
PER-8044VW	Pertronix Flame-Thrower 8mm Red Spark Plug Wires

09



Part#: **CF-11100-B**



Part#: **CF-21101**

AA P/N	CompuFire DIS Systems, Modules Acc's
CF-11100-B	CompuFire Distributorless Ignition System for Bosch 009 Distributor with Blue Wires
CF-11100-Y	CompuFire Distributorless Ignition System for Bosch 009 Distributor with Yellow Wires
CF-21100	CompuFire Replacement Module for Bosch 009 and 050 Style Ignition Points
CF-21101	CompuFire Replacement Module for Bosch Vacuum Advance Ignition
CF-30350	CompuFire Chrome 35,000 Volt Coil, use with points or Dix Ignition
CF-41100-B	CompuFire Replacement Plug Wires for Dix Ignition System, Blue
CF-41100-Y	CompuFire Replacement Plug Wires for Dix Ignition System, Yellow
CF-41101	CompuFire 20" Cable Extension for Dix Ignition Systems
CF-51105-V	CompuFire Tach Adapter



EXHAUST SYSTEMS

P1



Part#: **251 12 SR**



Part#: **251 12 SS**

AA P/N	AA Performance VW Exhaust Systems
251 12 SR	AA Sidewinder EX System, 1 1/2" W/Muffler
251 12 SS	AA Sidewinder EX System, 1 1/2" W/Muffler "Stainless Steel"
251 58 SR	AA Sidewinder EX System, 1 5/8" W/Muffler
251 58 SS	AA Sidewinder EX System, 1 5/8" W/Muffler "Stainless Steel"

■ Upgrade both the appearance and performance of your VW with AA Performance's sidewinder exhaust systems. These systems have Mandrel-bent tubing for optimal exhaust flow and a 4-into-1 merged collector. A tig-welded construction makes them durable and sleek, and an engine-tucked design offers maximum ground clearance. The exhaust systems come complete with either a black muffler with a stainless-steel tip or a full stainless-steel set as well as all necessary hardware.

P2



Part#: **C1-GDP356T**



Part#: **C1-GDP356S**



Part#: **C1-GDP356A**



Part#: **251 911 SS**

AA P/N	AA Performance Porsche Exhaust Systems
C1-GDP356A	356 Stainless Muffler 4 Tip Abarth Style
C1-GDP356S	356 Stainless Muffler 1Tip Normal Style

AA P/N	AA Performance Porsche Exhaust Systems
C1-GDP356T	356 Stainless Muffler 2 Tip Super Style
251 911 SS	Porsche 911 1965-83 2.0/2.2/2.4/2.7/3.0L 1 5/8" Header

P3



Part#: **251 12 SHR**



Part#: **251 12 SHS**

AA P/N	AA Headers, Mufflers, Flanges, & Stingers
251 12 SHR	AA Sidewinder Exhaust, 1 1/2" Header only
251 58 SHR	AA Sidewinder Exhaust, 1 5/8" Header only

AA P/N	AA Headers, Mufflers, Flanges, & Stingers
251 12 SHS	AA Sidewinder Exhaust, 1 1/2" Header only "Stainless Steel"
251 58 SHS	AA Sidewinder Exhaust, 1 5/8" Header only "Stainless Steel"

EXHAUST SYSTEMS

P3 (Continue)



Part#: **251 00 SMR**



Part#: **251 00 SMS**



Part#: **251 00 F**



Part#: **251 00 H**

251 00 SMR	AA Sidewinder Exhaust, Muffler only
251 00 SMS	AA Sidewinder Exhaust, Muffler only "Stainless Steel"

251 00 F	AA Exhaust Flange for 1 1/2 & 1 5/8" Header
251 00 H	AA Exhaust Head Flanges for 1 5/8" Pipe Set of 4

P4



Part#: **251 00 ZN**



Part#: **251 00 SN**

AA P/N	Exhaust & Intake Nuts
251 00 ZN	AA Exhaust or Intake Nut 8.25 ID W/10mm OD "Zink Steel"

AA P/N	Exhaust & Intake Nuts
251 00 SN	AA Exhaust or Intake Nut 8.25 ID W/10mm OD "Stainless Steel"



Part#: **111 251 261B**



Part#: **021 256 251A**



Part#: **029 256 251**



Part#: **111 298 007**



Part#: **111 298 003**



Part#: **043 298 001**

111 251 261B	Gasket for Muffler to Head for T1 46-79, T2 60-71, T3 62-73
113 251 263	Stock Pre-heat Gasket
N 901 316 02	Exhaust Gasket for Van 83-91 (needs 6 per Vehicle)
021 256 251A	Head Exchanger Gasket for T2 72-74
039 256 251	Head Exchanger Gasket for T2 74-78
029 256 251	Exhaust Manifold #1 & #4 Gasket for T2 1979 & Van 80-83

029 256 252	Exhaust Manifold #2 & #3 Gasket for T2 1979 & Van 80-83
111 298 003	Exhaust Install Kit for 36hp
111 298 007	Exhaust Install Kit for 40hp
111 298 009BG	Exhaust Install Kit for 1600
043 298 001	Muffler Install Kit for T1 71-79 Federal

■ These durable steel exhaust gaskets offer great resistance to heat.



THING STYLE FANSHROUD & ACCESSORIES

Q1



Part#: **C1-Cooled1.2Kit**



Part#: **C1-Cooled2.3**

AA P/N	Thing Style Fanshroud & Accessories
C1-Cooled1.1	Thing Fanshroud, T-4 Cooler W/Heat, W/T Holes
C1-Cooled1.1Kit	Thing Fanshroud, T-4 Cooler W/Heat, W/T Holes W/Oil Cooler
C1-Cooled1.2	Thing Fanshroud,T-4 Cooler W/O Heat, W/T Holes
C1-Cooled1.2Kit	Thing Fanshroud,T-4 Cooler W/O Heat, W/T Holes W/Oil Cooler
C1-Cooled2.1	Fanshroud Velocity Ring W/Tabs
C1-Cooled2.3	Fanshroud Conversion Kit To Use T-4 Oil Cooler

- These stamped steel fan shrouds resemble the OEM design and include a velocity ring for improved airflow to the fan and oil cooler. They have been altered to accommodate Type 4 Oil Coolers and are compatible with thermostats. Eliminating depressions for the stock air cleaner, coil mounting, and ignition wire holes have given the shrouds a smooth appearance. Additionally, all Fan Shrouds come with the 2 Doghouse Engine Tins.

Q2



Part#: **119024N-KIT**



Part#: **119022N-KIT**



Part#: **119063P-KIT**



Part#: **119062N-KIT**

AA P/N	Black Engine Tin Kits
119024N-KIT	Black 36HP Dog House Tin Kit W/O Ducts W/O Preheat
119024P-KIT	Black 36HP Dog House Tin Kit W/O Ducts With Preheat
119063N-KIT	Black 36HP Dog House Tin Kit With Ducts W/O Preheat
119063P-KIT	Black 36HP Dog House Tin Kit With Ducts With Preheat

AA P/N	Chrome Engine Tin Kits
119022N-KIT	Chrome 36HP Dog House Tin Kit W/O Ducts W/O Preheat
119062N-KIT	Chrome 36HP Dog House Tin Kit With Ducts W/O Preheat
119062P-KIT	Chrome 36HP Dog House Tin Kit With Ducts With Preheat

- These engine tin kits include a 36HP dog house fan shroud, upper and lower oil coolers, cylinder head covers, front and rear tins, an alternator backing plate, and a crank pulley tin.

THING STYLE FANSHROUD & ACCESSORIES

Q2 (Continue)



Part#: **119014**



Part#: **119024**



Part#: **119313**



Part#: **119301**

119313	Black, Single Port Head Tin (Pair)
119343	Black CLY Head Cover Dual Port 1-2 Side
119353	Black CLY Head Cover Dual Port 3-4 Side

119301	Chrome Single Port Head Tin (Pair)
119341	Chrome CLY Head Cover Dual Port 1-2 Side
119351	Chrome CLY Head Cover Dual Port 3-4 Side

■ AA Performance's cylinder shrouds are made of stamped steel and are available in black or chrome and with 2 different port models: single port and stock dual port.



Part#: **119403**



Part#: **119401**

119403	Black Type 3 Style Super Cool Tin
--------	-----------------------------------

119401	Chrome Type 3 Style Super Cool Tin
--------	------------------------------------

■ These tins are essential for optimal performance in any application. They are offered in black or chrome and are compatible with most big bore kits. Specifically designed for 8mm studs.

THING STYLE FANSHROUD & ACCESSORIES

Q2 (Continue)



Part#: 311 119 317A



Part#: 119543



Part#: 119561

311 119 317A	Air Deflector Tin, 10MM, Ea
--------------	-----------------------------

043 119 317B	Air Deflector Tin, 8MM, Ea
--------------	----------------------------

- The cylinder deflector tin directs airflow from the fan shroud to circulate around the cylinders, making it a vital component for optimal engine cooling in Volkswagens. The tin must be installed before the pushrod tubes.

119543	Black Rear Tin: with Air, NO Pre Heat
--------	---------------------------------------

119553	Black Rear Tin: NO Air, NO Pre Heat
--------	-------------------------------------

119563	Black Rear Tin: with Air, with Pre Heat
--------	---

119573	Black Rear Tin: NO Air, with Pre Heat
--------	---------------------------------------

119510	Black Front Tin: 66-70
--------	------------------------

119523	Black Front Tin: 71 & Up Doghouse
--------	-----------------------------------

119541	Chrome Rear Tin: with Air, NO Pre Heat
--------	--

119551	Chrome Rear Tin: NO Air, NO Pre Heat
--------	--------------------------------------

119561	Chrome Rear Tin: with Air, with Pre Heat
--------	--

119511	Chrome Front Tin: 66-70
--------	-------------------------

119521	Chrome Front Tin: 71 & Up Doghouse
--------	------------------------------------

- AA Performance offers black and chrome stamped steel front and rear engine tins that are compatible with Type 1 and Type 2 engines.



Part#: 903581



Part#: 903583



Part#: 119261

903581	Black Alternator Backing Plate
--------	--------------------------------

903583	Black 3pc Alternator Backing Plate Kit
--------	--

119261	Chrome Alternator Backing Plate
--------	---------------------------------

- Stamped steel alternator backing plates are available in black or chrome. A black alternator backing plate kit is also available.

THING STYLE FANSHROUD & ACCESSORIES

Q2 (Continue)



Part#: **119583**



Part#: **119581**



Part#: **131 119 358**



Part#: **131 119 357**

119583	Black Crank Pulley Breast Plate Tin
119581	Chrome Crank Pulley Breast Plate Tin

- AA Performance's Stamped steel crank pulley tins come in black and chrome.

131 119 358	Rear Lower Air Guide Plate, RIGHT
131 119 357	Rear Lower Air Guide Plate, LEFT


- Air guide plates are necessary for effective cooling. They attach to the upper cylinder cover tin to ensure proper airflow.



Part#: **043 119 350B**



Part#: **043 119 351B**



Part#: **043 119 352**

043 119 350B	Heat Deflector, Front Lower Right	043 119 351B	Heat Deflector, Front Lower Left	043 119 352	Heat Deflector, Rear Right
--------------	-----------------------------------	--------------	----------------------------------	-------------	----------------------------

- Heat deflectors fit between heater boxes and the engine case to manage engine heat.

Q3



Part#: **101050-20**



Part#: **113 119 585B**

AA P/N Sheet Metal Screws & Tin A

101050-20	Sheet Metal Screws, bag of 20 ea
101050-100	Sheet Metal Screws, bag of 100ea
113 119 585B	Fresh Air Heater Hose Grommet
113 119 571	Preheat Hose Grommet
111 119 159A	Thermostat, 65c
113 117 321	Sealing Fram Tin Oil Cooler Base

- These sheet metal screws have attached washers.
- This grommet goes between the sheet metal and fresh air hoses.

GASKETS & SEALS & PUSH ROD TUBES

R1

 Part#: 111 198 003ABR

 Part#: 111 198 005

 Part#: 111 198 007ASP

AA P/N	Type 1 & 2 Gasket Sets, Seals	AA P/N	Type 1 & 2 Gasket Sets, Seals
111 198 003ABR	36 HP, Gasket Set	111 198 007ASP	1600, Gasket Set W/ Rear Crank Seal
111 105 245GR	36 HP Rear Crank Seal	113 105 245FS	1600 Rear Crank Seal
111 198 005	40 HP, Gasket Set	311 105 295A	Flywheel O-Ring Type-1 1600 CC

■ These comprehensive engine gasket sets comprise of all the necessary gaskets and seals as well as valve cover gaskets for assembling the appropriate engine.


 Part#: 113 105 279

 Part#: 113 105 279A

 Part#: 111 109 345

 Part#: 113 109 345AGR

113 105 279	Paper Gasket Flywheel Type-1 1600 CC	111 109 345	36HP Push Rod Tube Seal
113 105 279A	Metal Gasket Flywheel Type-1 1600 CC	113 109 345AGR	1600 Push Rod Tube Seal

■ Silicone push rod tube seals are designed to withstand intense heat so they don't prematurely dry up or crack.

R2

 Part#: 021 198 009B

 Part#: 021 198 009B

 Part#: 021 198 009B

AA P/N	Type 4 & Water Box Gasket Sets, Seals
021 198 009B	1.7, Type 4 Gasket Set
029 198 009	1.8/2.0, Type 4 Gasket Set
071 198 009	2.0, 79-up Type 4 & Vanagon Air Cooled Gasket set
025 198 009	1.9/2.1 WaterBoxer Gasket Set

■ These comprehensive engine gasket sets comprise of all the necessary gaskets and seals as well as valve cover gaskets for assembling the appropriate engine.

GASKETS & SEALS & PUSH ROD TUBES

R2 (Continue)



Part#: **029 105 245B**



Part#: **021 105 279**



Part#: **021 105 275**



Part#: **025 105 247A**



Part#: **021 115 487**

029 105 245B Type 4, 914 & WaterBoxer Rear Crank Seal

021 105 279 Flywheel O-Ring Type-4 1.7, 1.8, & 2.0 L

021 105 275 Flywheel Washer Type-4

021 105 247A Type 4 & 914 Front Crank Seal

025 105 247A WaterBoxer Front Crank Seal

021 115 487 Engine Crankcase Breather Gasket 1970-76 914, 72-74 Bus



Part#: **021 109 345AV**



Part#: **021 109 349AV**



Part#: **070 109 345**

021 109 345AV Type 4 & 914 Push Rod Tube Seal small 21mm

021 109 349AV Type 4 & 914 Push Rod Tube Seal large 25mm

070 109 345 WaterBoxer Push Rod Tube Seal

R3



Part#: **039 198 009**



Part#: **616 100 184 03**



Part#: **911 100 901 10**



Part#: **901 104 391 00**

AA P/N	Porsche Gasket Sets, Seals
039 198 009	Porsche 914 2.0L Gasket set
616 101 901 01	Porsche 365/912 Crank Case Gasket Set
616 100 184 03	Porsche 356/912 Top End Gasket set
901 100 902 01	Porsche 911 Gasket Set Complete 2.0L W/Carb 1966-69
911 100 903 00	Porsche 911 Gasket Set Complete 2.2/2.4L W/Zenith Carb 1970-73

AA P/N	Porsche Gasket Sets, Seals
911 100 905 00	Porsche 911 Gasket Set Complete 2.2/2.4L W/Mechanical Inj 70-73
911 100 901 10	Porsche 911 Gasket Set Complete 2.7L None Turbo 1974-77
901 104 391 00	Porsche 911 2.0L Head Gasket 80mm 1966-69
928 104 391 00	Porsche 911 2.2 & 2.4L Head Gasket 84mm 1970-73
912 104 314 00	Porsche 911 2.7L Head Gasket 90mm 1974-77

GASKETS & SEALS & PUSH ROD TUBES

R4



Part#: 111 109 335



Part#: 021 109 335C



Part#: 025 109 335



Part#: 025 109 337



Part#: 616 105 231 00

AA P/N	Engine Push Rod Tubes
111 109 335	36 HP Push Rod Tube
113 109 335	40 HP Push Rod Tube
311 109 335	1600 Push Rod Tube
311 109 335SS	1600 Push Rod Tube Stainless Steel
311 109 335SW	1600 Push Rod Tube Windage/Stainless Steel

AA P/N	Engine Push Rod Tubes
021 109 335C	1.7, 1.8 & 2.0 Push Rod Tube 914 & Type 4
021 109 335CSS	1.7, 1.8 & 2.0 Push Rod Tube 914 & Type 4 Stainless Steel
025 109 335	1.9/2.1 WaterBoxer Push Rod Tube
025 109 337	1.9/2.1 Spring-loaded WaterBoxer Push Rod Tube
616 105 231 00	356/912 Push Rod Tube

■ These replacement-grade push rod tubes are perfect for both new engine builds and rebuilds.



Part#: 031 175 T1

031 175 T1 VW Type 1 Racing Spacer

■ The stock spacer was not designed to withstand the strains of modern high-output engine, so this spacer makes a solid and reliable alternative for your gear train.



Part#: 113 105 209-KIT

113 105 209	Crank Timing Gear
113 105 219	Crank Gear Spacer
111 105 223	Brass Crank Gear "Distributor Drive"
111 105 213	Woodruff Key "Large" for Timing Gears
111 105 227	Snap Ring for Crank Gears
113 105 241A	Oil Slinger Plate
113 105 249	Woodruff Key "Small" for Crank Pulley
113 105 209-KIT	Crankshaft Gear Set

R5



Part#: 113 105 281A



Part#: 021 105 291



Part#: 113 105 280X-KIT

AA P/N	Flywheel Shims
113 105 281A	1600 Flywheel End Play Shim .24mm/.010"
113 105 283A	1600 Flywheel End Play Shim .30mm/0.12"
113 105 285A	1600 Flywheel End Play Shim .32mm/0.13"
113 105 287A	1600 Flywheel End Play Shim .34mm/0.13"
113 105 289A	1600 Flywheel End Play Shim .36mm/0.14"
113 105 291A	1600 Flywheel End Play Shim .38mm/0.15"
113 105 280X-KIT	1600 VW Flywheel End Play Shim Kit, Set of 6 Shims
021 105 291	Type 4 Flywheel Shim - .24mm/.010"
021 105 281	Type 4 Flywheel Shim - .30mm/.012"
021 105 289	Type 4 Flywheel Shim - .38mm/.015"
021 105 293	Type 4 Flywheel Shim - .40mm/.016"

FULE TANK

S1

 Part#: 113 201 075AB

 Part#: 113 201 075AD

 Part#: 113 201 075AB16

 Part#: 111 298 221A

AA P/N	Fuel Tank
113 201 075AB	Fuel Tank,1961-1967, Type-1 and Ghia
113 201 075AB16	Fuel Tank,14.5 Gallon,1961-67 Type-1 and Ghia
113 201 075AD	Fuel Tank Type 1 Bug 68-74
133 201 075F	Fuel Tank Super Beetle 71-74

AA P/N	Fuel Tank
133 201 075G	Fuel Tank Super Beetle 75-79 Fuel Injection
211 201 055B	Fuel Tank, 1955-67 Type-2
211 201 075L	Fuel Tank, 1968-72 "1973-79 with Mods" Type-2
111 298 221A	Fuel Tank Nipple Kit

■ A new fuel tank to replace your old and worn one.


 Part#: 111 809 599A

 Part#: 211 201 195

113 201 215	Seal for Fuel Filler Hose (hose to tank)
111 809 599A	Fuel Neck Hose (neck to opening), 71-79 S/B
113 919 029	Fuel Gage w/Cable, 61-67
111 201 621C	Fuel Tank to Body Seal, Type-1 61-77
211 201 195	Fuel Tank to Body Seal, Type-2 55-67

■ Replacement parts for your fuel tank.


 Part#: 13 201 635

113 201 635	Fuel Tank Mount (Tab)
-------------	-----------------------

■ Four fuel tank mount tabs are needed to attach the fuel tank to the body of your vehicle. Sold as each. Fits Type-1 49-79, Type-3 63-73, Ghia 56-74 & Thing 73-74.

BRAKES

T1

 Part#: **405100**

 Part#: **405110**

 Part#: **405120**

AA P/N Drop Spindles

405100	2 1/2" Dropped Spindles Ball Joint Drum Brakes Pair
405110	2 1/2" Dropped Spindles Link Pin Drum Brakes Pair
405120	2 1/2" Dropped Spindles Ball Joint Disc Brakes Pair

- These CNC-machined spindles possess a 1/4" outward offset while also maintaining ample clearance. These spindles serve as a necessary part of a brake system upgrade and allow for a convenient 2-1/2" automatic lowering of your vehicle upon installation. They are designed exclusively for 4-Lug VW (4/130) and 5-Lug Porsche (5/130) disc brake systems.
- Link pin spindles are compatible with stock tie rod holes, while ball joint spindles use 69-on inner wheel bearings and tie rod ends. Both spindles maintain the original steering geometry, preserving the car's riding and handling abilities.


 Part#: **401300**
T2

 Part#: **401310**

AA P/N Weld on Adjusters

401300	Weld On Adjuster T-1 LP Thru 65
401310	Weld On Adjuster T-1 BJ 66 On

- These adjusters are needed for each tube and require cutting and welding. They provide a 2" adjustment capability in both upward and downward directions.

T3

 Part#: **511101**

AA P/N Rear Torsion Covers

511101	Chrome Torsion Arm Cover W/Swing Axle each
--------	--

- Torsion covers with swing axles are to be used with short torsion bars.

T4

 Part#: **113 609 237D**

AA P/N Brake Shoes

113 609 237D	Front Brake Shoes, Bug/Ghia '58-'64, Semi-metallic, Set of 4
131 609 237C	Front Brake Shoes, Bug/Ghia/Thing '65-'75, Semi-metallic, Set of 4
211 609 237D	Front Brake Shoes, Bus '64-'70, Semi-metallic, Set of 4

BRAKES

T4 (Continue)



Part#: 131 609 237C



Part#: 211 609 237D



Part#: 113 609 237H



Part#: 113 609 537B

AA P/N	Brake Shoes
113 609 237H	Front Brake Shoes, Super Beetle '71-'79, Semi-metallic, Set of 4
113 609 537B	Rear Brake Shoes, Bug/Ghia '58-'64, Semi-metallic, Set of 4
131 609 537C	Rear Brake Shoes, Bug/Ghia '65-'67, Semi-metallic, Set of 4
113 609 537C	Rear Brake Shoes, Bug/Ghia/Super Beetle/Thing '68-'79, Semi-metallic, Set of 4

■ Brake shoes are sold as sets of 4.

T5



Part#: 131 609 237C



Part#: 211 609 237D



Part#: 113 609 237H

AA P/N	Wheel Cylinder And Calipers
113 611 055	Wheel Cylinder, Bug '54-'57, 2 Bolt, Front, Left or Right, 17mm Bore
113 611 057B	Wheel Cylinder, Bug/Ghia '58-'77, Front, Left or Right, 22mm Bore
113 611 055C	Wheel Cylinder, Bug/Ghia 10/'57-7/'64, Rear, Left or Right, 19mm Bore

AA P/N	Wheel Cylinder And Calipers
113 611 053B	Wheel Cylinder, Bug/Ghia/Super Beetle/Conv. '68-'79, Rear, Left or Right
211 611 047C	Wheel Cylinder, Bus '55-'71, Rear, Left or Right
211 611 069C	Wheel Cylinder, Bus '64-'70, Front, Left
211 611 070C	Wheel Cylinder, Bus '64-'70, Front, Right
211 611 047F	Wheel Cylinder, Bus '72-'79, Rear, Left or Right
311 611 067C	Wheel Cylinder, Type 3 '66-'73, Rear, Left or Right

T6



Part#: 113 611 015BD



Part#: 113 611 023B

AA P/N	Master Cylinder And Reservoir
113 611 015BD	Master Cylinder (Standard Beetle 67-77 / Ghia 67-74 / Thing 73-74) Dual Circuit, '67-'77
113 611 023B	Master Cylinder (Type 1 1965-1966) Single Circuit, 17mm

■ Use new wheel cylinders and master cylinders to rebuild your brakes.

WHEELS

U1



Part#:
601140P



Part#:
601140C

AA P/N 5 Lug Rims 5/205 Slotted

601140P 5 Lug Rim Silver with Slots 5/205 4.5" Wide Slotted

601140C 5 Lug Rim Chrome with Slots 5/205 4.5" Wide Slotted

AA P/N 5 Lug Rims 5/205 Slotted

601142P 5 Lug Rim Silver with Slots 5/205 5.5" Wide Slotted

601142C 5 Lug Rim Chrome with Slots 5/205 5.5" Wide Slotted

- New 5-lug silver/chrome wheels with slots. These wheels fit Type 1 1967 & earlier, Type 2 1967 & earlier, and accept OEM-style hub caps.

U2



Part#:
601134P



Part#:
601134C

AA P/N 4 Lug Rims 4/130 Slotted

601134P 4 Lug Rim Silver with Slots 4/130 4.5" Wide Slotted

601134C 4 Lug Rim Chrome with Slots 4/130 4.5" Wide Slotted

AA P/N 4 Lug Rims 4/130 Slotted

601136P 4 Lug Rim Silver with Slots 4/130 5.5" Wide Slotted

601136C 4 Lug Rim Chrome with Slots 4/130 5.5" Wide Slotted

- New 4-lug silver/chrome wheels with slots. These wheels fit Late VW bug 4 lug and accept OEM-style hub caps.

U3



Part#:
601140SP



Part#:
601140SC

AA P/N 5 Lug Rims 5/205 Smoothie

601140SP 5 Lug Rim Silver Smoothie 5/205 4.5" Wide

601140SC 5 Lug Rim Chrome Smoothie 5/205 4.5" Wide

AA P/N 5 Lug Rims 5/205 Smoothie

601142SP 5 Lug Rim Silver Smoothie 5/205 5.5" Wide

601142SC 5 Lug Rim Chrome Smoothie 5/205 5.5" Wide

- New 5-lug smoothie silver/chrome wheel. These wheels fit Type 1 1967 & earlier, Type 2 1967 & earlier, and accept OEM-style hub caps.

WHEELS

U4


 Part#: **601134SP**

 Part#: **601134SC**

AA P/N	4 Lug Rims 4/130 Slotted
601134SP	4 Lug Rim Silver Smoothie 4/130 4.5" Wide
601134SC	4 Lug Rim Chrome Smoothie 4/130 4.5" Wide

AA P/N	4 Lug Rims 4/130 Slotted
601136SP	4 Lug Rim Silver Smoothie 4/130 5.5" Wide
601136SC	4 Lug Rim Chrome Smoothie 4/130 5.5" Wide

■ New 4-lug silver/chrome smoothie wheels. These wheels fit Late VW bug 4 lug and accept OEM-style hub caps.

U5


 Part#: **361013P**

 Part#: **361013C**

AA P/N	5 Lug Rims 912 / 911 Wheels
361013P	Porsche 911/912 -Silver 5Lug 15x4.5 5x130
361013C	Porsche 911/912 - Chrome 5Lug 15x4.5 5x130

AA P/N	5 Lug Rims 912 / 911 Wheels
361022P	Porsche 911/912 -Silver 5Lug 15x5.5 5x130
361022C	Porsche 911/912 -Chrome 5Lug 15x5.5 5x130

■ Brand new 5-lug smoothie silver/chrome wheels. These wheels fit Porsche 911 /912 and accept OEM-style hub caps.

U6


 Part#: **113 601 151**

 Part#: **251 601 151A**


 Part#: **601760**

AA P/N	Hub Caps
113 601 151	Hub Cap 46-65 with Logo
251 601 151A	Hub Cap 68-79 with Logo

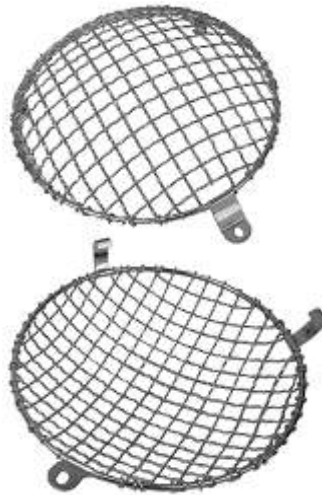
AA P/N	Hub Caps
601760	Hub Cap 46-65 with No Logo
601761	Hub Cap 68-79 with No Logo

EXTERIOR ACCESSORIES

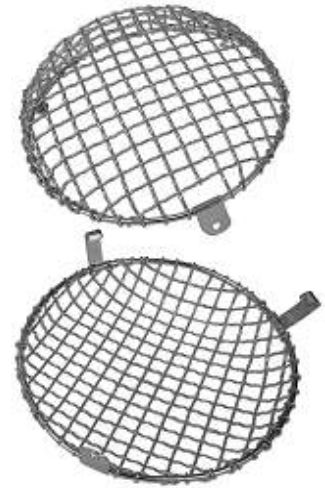
V1



Part#: **HG 001 06**



Part#: **HG 001 06N**



Part#: **HG 001 911A**

AA P/N	Head Lights & Accessories
HG 001 06	Stone Guards Early 356/Bug/Bus Thumb Screw
HG 001 06N	Stone Guards Early 356/Bug/Bus Clip On
HG 001 911A	Stone Guards Early 911 & 912 64-67 Clip On
HG 001 911H	Stone Guards 911 H4 Clip On
HG 001 68VW	Stone Guards Late Bug/Bus/Type 3
HG 001 06L	Stone Guards Late Bug/Bus/Type 3, Stainless Steel

- These are sets of hard-to-find wire mesh late VW headlight grills/stone guards. Some may require drilling, but they are all easy to install. Most wire mesh grills are made of brass and are then chromed while HG 001 06L is made of stainless steel.



Part#: **941301**



Part#: **941311**

941301	Chrome Late Model VW Headlight Eyebrow "Each"
941302	Stainless Late Model VW Headlight Eyebrow "Each"
941311	Chrome Louvered Late Model VW Eyebrow "Each"

- Choose from a combination of chrome or stainless steel and smooth or louvered headlight eyebrows for the desired look for your car.

EXTERIOR ACCESSORIES

V2

 Part#: 008 356 R2

 Part#: 031 T1 R1

 Part#: 031 T1 D1

AA P/N	Luggage Racks
008 356 R2	Porsche 356 Luggage Rack
031 T1 R1	VW Type 1 Roof Rack
031 T1 R1-SS	VW Type 1 Roof Rack Stainless Steel

■ AA Performance's take of the roof rack, a sought-after VW accessory from the 50's and 60's, can securely hold various items such as luggage or camping gear. It is crafted with tubular steel and wooden slats while also being silver-powder-coated and jig welded. A "knock-down" allows this roof rack to be shippable at a reasonable price.

AA P/N	Luggage Racks
031 T1 D1	VW Type 1 Deck Lid Rack
031 T1 D1-SS	VW Type 1 Deck Lid Rack Stainless Steel

■ We also provide another take of a different VW accessory, the deck lid rack. It is made from a silver power-coated frame and stainless steel, and its design allows for easy access to the engine. It's the ideal complement to the roof rack and is compatible with sedans up to 1967.



EXTERIOR ACCESSORIES

V3

 Part#: 819550
AA P/N
Deck lid Components

827801

Chrome Rear Deck Lid Hinge "Each"

819550

Chrome Louvers -Fit Under Rear Window

V4

 Part#: 827221

 Part#: 827231
AA P/N
Firewalls

827221

Aluminum Firewall Kit 3pc Plain

827231

Aluminum Firewall Kit 3pc Louvered

- Add a show car-worthy touch to your Type 1 VW with aluminum firewall panels. A smooth and louvered design are available. Note that the louvered kit exclusively features louvers on the large center piece.

V5

 Part#: 113 955 407B-L R

 Part#: 111 955 407D

 Part#: 111 955 408

 Part#: 111 955 407H
AA P/N
Wiper Arms

113 955 407B-L/R

Wiper Arms T1 58-64 Left or Right Side

113 955 407D-L/R

Wiper Arms T1 65-67 Left or Right Side

111 955 407D

Wiper Arm T1 68-69 Left Side, Black

111 955 407

Wiper Arm T1 69-69 Left Side, Silver

111 955 408

Wiper Arm T1 68-69 Right Side, Silver

111 955 408D

Wiper Arm T1 69-68 Right Side, Black

111 955 407E-B

Wiper Arm T1 70-72 Left Side, Black

111 955 408B-B

Wiper Arm T1 70-72 Right Side, Black

111 955 407E

Wiper Arm T1 70-72 Left Side, Silver

111 955 408B

Wiper Arm T1 70-72 Right Side, Silver

111 955 407H

Wiper Arm T1 73-78 STD Beetle Left Side

111 955 408H

Wiper Arm T1 73-78 STD Beetle Right Side

133 955 409

Wiper Arm T1 73-79 Super Beetle Left Side

133 955 410

Wiper Arm T1 73-79 Super Beetle Right Side

EXTERIOR ACCESSORIES

V6

 Part#:
415651ABK

 Part#:
415651AIV
AA P/N Steering Wheels

415651ABK Stock Steering Wheel for Beetle 62-71, Black

AA P/N Steering Wheels

415651AIV Stock Steering Wheel for Beetle 62-71, Ivory

- AA Performance now produces VW steering wheel kits from 1966. One kit includes the steering wheel itself with a 15-3/4" diameter, a chrome half-moon horn ring, a black and chrome center horn button adorned with the crest emblem, and all required hardware.
- Fits Type 1 1962-1971, Ghia 1962-1971, and Type 3 1962-1971.


 Part#:
415651BJBK

 Part#:
415651BJIV

415651BJBK Banjo Style Steering Wheel for , Black

415651BJIV Banjo Style Steering Wheel for , Ivory

- Introducing our vintage-inspired 3-spoke "Banjo" style steering wheel, measuring 15-1/2" in diameter and available in black or ivory, and finger grips are underneath the wheel for improved handling. Each steering wheel is supplied with a horn button a complete package.


 Part#:
415651WD

415651WD Classic Wood Steering Wheel

- Presenting our stunning classic wood steering wheel adorned with polished chrome spokes. The real wood grain finish is complemented with finger grips on the underside. The wheel has a diameter of 280mm/11" with a 23mm/0.91" grip, and it features a 63.5mm/2-1/2" dish with a classic 3-bolt hub pattern.
- Fits Type 1 & Ghia 60-74 1/2 and Type 3 61-71.

Check Out Our Complete Engine Kits.

Now in stock comes with everything you need to fully assemble.



PISTON & LINER, KITS & SETS



CRANKSHAFTS



CONNECTING RODS



CYLINDER HEADS



CLUTCHES & KITS



Performance Products
Leader in Automotive Innovation

VW, PORSCHE aircool autoparts utility vehicles accessories
manufacturing & wholesale.

UNIT A, 2/F, NO.143-3 YUEHUA ROAD, HULI
DIISTRICT, XIAMEN, P. R. CHINA 361006

WeChat: 136 1605 9105

TEL: 86-136 1605 9105 / 86-0592-262 0070

E-MAIL: aa@aaps.cn / karl@aaps.cn



Scan the QR code to
reach our Website:



WEB:

www.apspart.com
apsparts.en.alibaba.com

